

SLINGSHOT

20 YEARS

OF SUNSETS, SUNRISES,
SUNBURNS, WINDBURNS, ALOE
VERA, PALM TREES, COCONUTS, SANDY
BEACHES, SANDY HAIR, SANDY EVERYTHING,
WARM WATER, COLD WATER, SALT WATER,
RIVER WATER, RIVER DRIP, RIVER SWELL,
SWELL, BUS-SIZED SWELL, VANS, TEAM
VANS, SOME ONE
ELSE'S VAN, NO VANS,
NO RIDES, FLAT
TIRES, BROKEN DOWN CARS, TOYOTAS,
SUPER TOYOTAS, FRIENDS TOYOTAS, FRIENDS,
BEST FRIENDS, BEERS WITH FRIENDS, BEERS,
KEGS, RUM, WHISKEY, VODKA, TEQUILA,
TEQUILA SHOTS,
TEQUILA SHOTS WITH
LIMES IN THE EYE,
PARTIES WE WILL
REMEMBER, PARTIES WE WON'T, SESSIONS WE
WILL, SESSIONS WE WISH WE COULD FORGET,
BROKEN BOARDS, RIPPED KITES, RIPPED HANDS,
RIPPING GROMS, RIPPING DADS, RIPPING WAVES

REEF SCRAPES, BROKEN
LEGS, BROKEN ARMS, TORN
LIGAMENTS, CONCUSSIONS, GOING OVER THE
FALLS, WAVES, NO WAVES, SMALL WAVES, THINKING
ABOUT WAVES, THINKING,
TINKERING, TESTING, TYING
KNOTS, UNTYING KNOTS, TANGLED
LINES, UNTANGLING LINES, BROKEN
LINES, STITCHING KITES,
INNOVATIONS, PUMPING ALL
STRUTS, ONE PUMP, BROKEN PUMPS,
SHOOTING BEER OUT OF PUMPS,
SCREAMING, YELLING, ARGUING,
LAUGHING, SMILING, CRYING, HIGH FIVES,
FIVE METER KITES, 25 METER KITES, C
KITES, Z KITES, RALLYS, RPMS,
TURBINES, FUELS, PLANES, DELAYS, 3
DAY TRIPS, TRIPS, LONG DAYS, RAINY
DAYS, SNOW DAYS, AUSTRALIAN EH'S, OKAY'S, BAD
DAYS, GOOD DAYS, BETTER DAYS, BEST DAYS,
LEGENDARY DAYS, US, YOU, AND THE
SPIKEY BALL.

CELEBRATING 20 YEARS OF SLINGSHOT
1999 - 2019 - FOREVER





RALLY WHERE YOU WANT TO GO


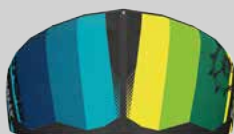
The Rally will take you where you want to go. Upwind, downwind, backrolls, frontrolls, mega boosts, waves or flat water, its done it all. It's even crossed the Atlantic.* The Rally inspires confidence, knowing that it will make you a better rider no matter what you're up to, your on the right kite.

Great range and depower, easy relaunch, solid upwind ability, predictable performance in gusty wind, lofty hangtime and solid crossover surf performance- if you're looking for one kite that does everything well, you will find none better than the Rally.

FEATURES:

- The ultimate utility player- one kite for all conditions
- Worry-free relaunch, wide range and great depower
- Solid crossover flat water + surf performance
- Forgiving, safe and stable- exceptional user-friendly progression
- Lofty airs, fun freeride performance

RALLY



2019 RALLY

ONE PUMP SPEED SYSTEM

WE INVENTED ONE PUMP. THEN WE REINVENTED IT. THIS DRAMATICALLY REDUCES INFLATION TIME SO YOU CAN HAVE MORE TIME WHERE IT MATTERS: THE WATER.

SPLITSTRUT

ANOTHER FIRST BY SLINGSHOT: STRUT INTEGRATION RIGHT INTO THE KITES CANOPY RATHER THAN BEING HUNG. THIS INTEGRATION IMPROVES OVERALL KITE RIGIDITY AND ALLOWS FOR LIGHTER WEIGHT STRUTS WHICH MEAN A MORE AERODYNAMIC FRAME.

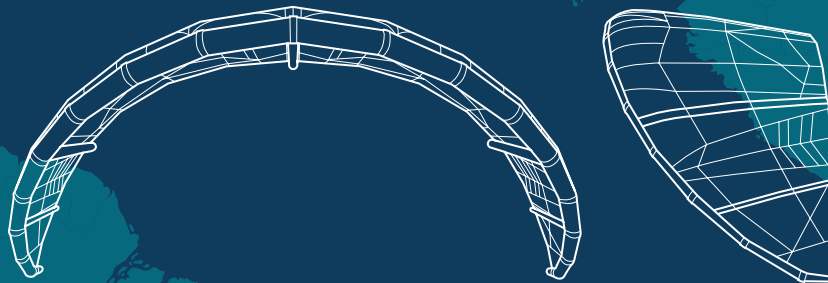


CONNECT FORWARD ATTACHMENT POINT

STEERING LINES ARE CONNECTED DIRECTLY TO THE FORWARD "SWEET SPOT" GEOMETRY OF THE KITE. THIS PROVIDES BETTER FEEL AND BETTER HANDLING.

NEW STRIKING GRAPHICS

BUILT TO STAND OUT ON THE BEACH. SLINGSHOT HAS NEVER BEEN ONE TO CONFORM, WITH THESE NEW GRAPHICS EVERY RIDER ON THE BEACH WILL KNOW WHERE AND WHO YOU ARE.



OPEN C DELTA PROFILE

THIS PROFILE WILL LEND ITSELF TO A TIGHTER TURNING RADIUS, MORE LOW END GRUNT, BIGGER LOFTIER JUMPS AND MORE DEPOWER AT THE BAR.

NO PULLEYS. NO BS.

DIRECT FEEL AND PRECISE CONTROL, WITH NO LAG TIME, DELIVERS ENHANCED RESPONSIVENESS AND UNMATCHED UPWIND PERFORMANCE.


MORE INFO: The Rally features a Delta-C shape, tapered wingtips and fine-tuned three-point bridle system. This design yields more depower and a wider wind range than more traditional shapes and makes relaunching as easy as a gently pull on one end of the bar. Tapered wingtip provides a tight pivot radius for fast steering and mellow, predictable loops. For jumping, the Rally's hybrid delta shape provides long, lofty airs that are great for staying under control and landing gently regardless of how high you go. For wave riding and foiling, the Rally's feathery downwind drift makes the Rally the ideal cross-over performer, while on the opposite spectrum it also unhooks relatively well for cross-over freestyle/wakestyle.

2019 RALLY

SKU: 19130

SIZES: 5 / 6 / 7 / 8 / 9 / 10 / 11 / 12 / 14

PACKAGE INCLUDES: RALLY KITE, RALLY KITE BACK PACK, BLADDER REPAIR KIT, RALLY QUICK START GUIDE



SPLITSTRUT

**OPEN
DELTA C**



TECH SPECS:

WIND RANGE:

KITE SIZE	WINDRANGE (KN)	BAR SIZE	KITE SIZE	WINDRANGE (KN)	BAR SIZE
5 M	19 - 40+	17" or 20"	10 M	11 - 27	20"
6 M	17 - 37	17" or 20"	11 M	10 - 25	20"
7 M	16 - 35	17" or 20"	12 M	10 - 22	20"
8 M	14 - 33	17" or 20"	14 M	9 - 19	23" or 20"
9 M	13 - 30	20"			

* BASED ON 175 LBS - 80 KG RIDER

PERFORMANCE CHARACTERISTICS:



CELEBRATING 20 YEARS OF SLINGSHOT
MAURICIO ARELLANO EXPLORES MAUI WITH THE 2015 RALLY / PHOTO: CHRISTIAN BLACK



The SST means surf, foiling, freeride freedom. Carve upwind for miles to find the best swell, slash harder than riders half your age, then dash downwind, swap your surfboard for a foil and do it all over again.

The magic of the SST is in its amazing drift and responsive handling, even when depowered, sheeted out and drifting downwind. Where any other kite would barely steer at all, or fall out of the sky, the SST drifts like a feather remaining quick and reactive at the bar, almost as if it knows what you're going to do before you do it.

FEATURES:

- Superior surf and foil performance
- Drifts like a dream
- Reinforced surf-tough construction built to take a pounding
- Responsive steering, even when sheeted out or drifting downwind
- Condensed IRS bridle won't wrap around wingtips

SST



2019 SST

ONE PUMP SPEED SYSTEM

WE INVENTED ONE PUMP. THEN WE REINVENTED IT. THIS DRAMATICALLY REDUCES INFLATION TIME SO YOU CAN HAVE MORE TIME WHERE IT MATTERS: THE WATER.

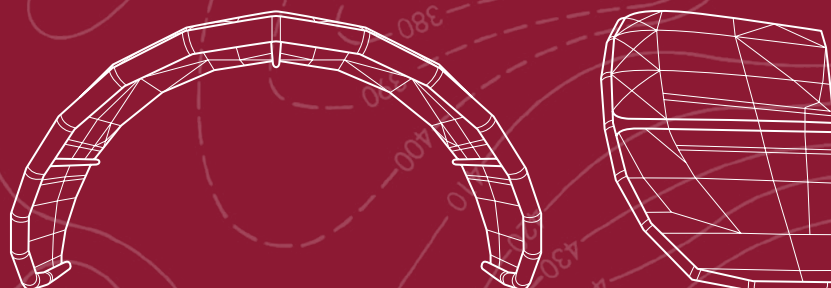
SPLITSTRUT

ANOTHER FIRST BY SLINGSHOT: STRUT INTEGRATION RIGHT INTO THE KITE'S CANOPY RATHER THAN BEING HUNG. THIS INTEGRATION IMPROVES OVERALL KITE RIGIDITY AND ALLOWS FOR LIGHTER WEIGHT STRUTS WHICH MEAN A MORE AERODYNAMIC FRAME.



NEW STRIKING GRAPHICS

BUILT TO STAND OUT ON THE BEACH. SLINGSHOT HAS NEVER BEEN ONE TO CONFORM, WITH THESE NEW GRAPHICS EVERY RIDER ON THE BEACH WILL KNOW WHERE AND WHO YOU ARE.



COMPACT C PROFILE

THIS PROFILE WILL LEND ITSELF TO A TIGHTER TURNING RADIUS, MORE LOW END GRUNT, BIGGER LOFTIER JUMPS AND MORE DEPOWER AT THE BAR.

COMPACT IRS BRIDLE

SHORT CONDENSED BRIDLE THAT CAN'T GET WRAPPED AROUND THE WING TIP. DIRECT FEEL, INSTANT RESPONSE, AND SUPERIOR HANDLING EVEN WHILST DEPOWERED.

MORE INFO: The WAVE SST is fine-tuned to fly deeper in the window than most kites. This, combined with the kite's shape and bridle setup, yields hero-level downwind drift and steering response even when tension on the lines is minimal. It's the park-and-ride performance that you dream about. It pulls you into position, drifts with you like a shadow, then re-engages at the flick of a wrist. To better hold up to the surf, the WAVE SST features reinforced surf-tough canopy paneling designed to take a beating if it goes through the wash and a condensed version of our IRS bungee that cannot get wrapped around the wingtips.

2019 SST

SKU: 19140

SIZES: 4/5/6/7/8/9/10/12

PACKAGE INCLUDES: SST KITE, SST KITE BACK PACK, BLADDER REPAIR KIT, SST QUICK START GUIDE



TECH SPECS:

WIND RANGE:

KITE SIZE	WINDRANGE (KN)	BAR SIZE	KITE SIZE	WINDRANGE (KN)	BAR SIZE
4 M	29 - 40+	17" or 20"	8 M	19 - 31	20"
5 M	27 - 38	17" or 20"	9 M	17 - 28	20"
6 M	24 - 36	17" or 20"	10 M	15 - 26	20"
7 M	22 - 33	17" or 20"	12 M	9 - 21	20" or 23"


* BASED ON 175 LBS - 80 KG RIDER

PERFORMANCE CHARACTERISTICS:

DRIFT	STEERING DEPOWERED	REACTIVE STEERING	LOW END	TOP END	DEPOWER	SHEET AND GO	UPWIND	HANGTIME	LIFT	KITELOOPS	STEERING PRECISION	POP	SLACK	SOFT POWER DELIVERY	WATER RELAUNCH	STABILITY IN THE AIR	
WAVE			FREERIDE					FREESTYLE				WAKESTYLE		ENTRY LEVEL			



CELEBRATING 20 YEARS OF SLINGSHOT
ALEX FOX FOLLING STATEFISH WITH THE 2016 SST / PHOTO: TONY LOGOSZ



The 2019 RPM delivers user-friendly supercharged performance right into your hands. The revolutionary NEW FLYLINE bridle system joins an entirely NEW canopy profile, creating an RPM that has (again) reset the benchmark for kite performance.

Riders on the 2019 RPM will experience unreal hang time, increased boosting and looping performance, and improved turning speed all while maintaining that classic RPM feel at the bar.

FEATURES:

- NEW FLYLINE bridle system
- NEW Open-C canopy delivers supercharged performance
- Revolutionary Boosting / Looping / Turning
- Splitstrust Technology
- One Pump Speed Sytem
- Bomber Slingshot Construction- these kites are built to last
- Striking new visual graphics

RPM

BRIDLE
FLYLINE
SYSTEM



NEW!

2019 RPM

ONE PUMP SPEED SYSTEM

WE INVENTED ONE PUMP. THEN WE REINVENTED IT. THIS DRAMATICALLY REDUCES INFLATION TIME SO YOU CAN HAVE MORE TIME WHERE IT MATTERS: THE WATER.

SPLITSTRUT

ANOTHER FIRST BY SLINGSHOT: STRUT INTEGRATION RIGHT INTO THE KITES CANOPY RATHER THAN BEING HUNG. THIS INTEGRATION IMPROVES OVERALL KITE RIGIDITY AND ALLOWS FOR LIGHTER WEIGHT STRUTS WHICH MEAN A MORE AERODYNAMIC FRAME.



NEW OPEN C PROFILE

THIS NEW PROFILE WILL LEND ITSELF TO A TIGHTER TURNING RADIUS, MORE EFFICIENT LOW END GRUNT, BIGGER LOFTIER JUMPS AND MORE DEPOWER AT THE BAR.

NEW STRIKING GRAPHICS

BUILT TO STAND OUT ON THE BEACH. SLINGSHOT HAS NEVER BEEN ONE TO CONFORM, WITH THESE NEW GRAPHICS EVERY RIDER ON THE BEACH WILL KNOW WHERE AND WHO YOU ARE.

BRIDLE FLYLINE SYSTEM

FLYLINE BRIDLE SYSTEM

In the words of our designers, the FLYLINE bridle is like power steering for your kite. The pulleys allow the tow points on each side of the kite to travel as the kite turns through the window, while the bungees restrict the length of travel to maintain optimum structural support no matter what direction the kite is flying. This means both sides of the kite are engaged at all times, rather than one side or the other, depending on which way the kite is flying. For the rider, this translates to a smoother, more dynamic kite with not only more power but more depower and structural stability.

The FLYLINE Bridle also changes the geometry of the RPM's canopy in flight. With different bridle attachments (tow points), the 2019 RPM has a slightly deeper C shape in the air and more structural stability. This gives the kite bigger boosting, longer drift and more powerful loops, while maintaining the range, depower and all-conditions versatility the RPM is synonymous for.

2019 RPM

SKU: 19120

SIZES: 4.5/6/7/8/9/10/11/12/14

PACKAGE INCLUDES: RPM KITE, RPM KITE BACK PACK, BLADDER REPAIR KIT, RPM QUICK START GUIDE



TECH SPECS:

WIND RANGE:

KITE SIZE	WINDRANGE (KN)	BAR SIZE	KITE SIZE	WINDRANGE (KN)	BAR SIZE
4.5 M	34+	17" or 20"	10 M	13 - 27	20"
6 M	22 - 34	17" or 20"	11 M	12 - 24	20"
7 M	18 - 33	17" or 20"	12 M	10 - 22	20" or 23"
8 M	16 - 31	17" or 20"	14 M	8 - 117	20" or 23"
9 M	14 - 29	20"			

* BASED ON 175 LBS - 80 KG RIDER

PERFORMANCE CHARACTERISTICS:



CELEBRATING **20 YEARS** OF SLINGSHOT
CARLOS MARIO IS LAUNCHING A REVOLUTION OF HIS OWN



POWER FROM THE SOURCE


The kite to generate the most power directly from the wind. You can be guaranteed the Turbine will deliver the most power per square meter so you can have the most fun per session.

You can't change the conditions but you can change your gear. The turbine will give you the ability to maximize your water time and optimize your session's potential.

FEATURES:

- High-aspect shape favors power, efficiency and low-end performance
- The "session saver" and a must-have for light wind locations
- Feel like you're flying with long, lofty airs
- The most fun you'll have on a light wind kite
- Fine-tuned bridle helps with relaunching in low wind
- Striking new visual graphics

TURBINE



2019 TURBINE

ONE PUMP SPEED SYSTEM

WE INVENTED ONE PUMP. THEN WE REINVENTED IT. THIS DRAMATICALLY REDUCES INFLATION TIME SO YOU CAN HAVE MORE TIME WHERE IT MATTERS: THE WATER.

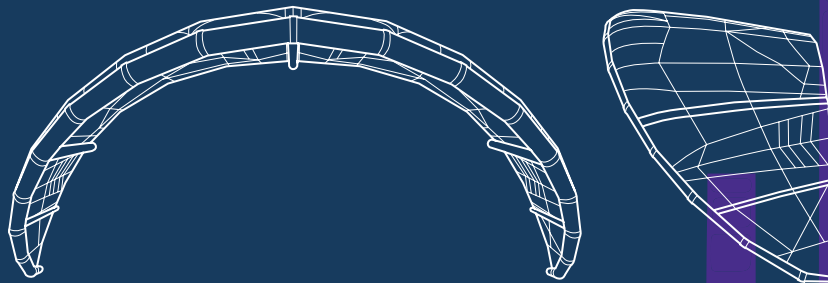
SPLITSTRUT

ANOTHER FIRST BY SLINGSHOT: STRUT INTEGRATION RIGHT INTO THE KITES CANOPY RATHER THAN BEING HUNG. THIS INTEGRATION IMPROVES OVERALL KITE RIGIDITY AND ALLOWS FOR LIGHTER WEIGHT STRUTS WHICH MEAN A MORE AERODYNAMIC FRAME.



NEW STRIKING GRAPHICS

BUILT TO STAND OUT ON THE BEACH. SLINGSHOT HAS NEVER BEEN ONE TO CONFORM, WITH THESE NEW GRAPHICS EVERY RIDER ON THE BEACH WILL KNOW WHERE AND WHO YOU ARE.



OPEN C DELTA PROFILE

THIS PROFILE WILL LEND ITSELF TO A TIGHTER TURNING RADIUS, MORE LOW END GRUNT, BIGGER LOFTIER JUMPS AND MORE DEPOWER AT THE BAR.

MORE INFO: The Turbine is in a class of its own and can't really be compared to any other kite. With a super high aspect ratio, this is about as close to a foil kite as you can get in a LEI format. We coined the term "throw it don't mow it" with the Turbine years ago, and for good reason. With most large light wind kites, simply getting out on the water about all they're good for. The Turbine is a different experience altogether.

2019 TURBINE

SKU: 19150

SIZES: 13 / 15 / 17 / 19

PACKAGE INCLUDES: TURBINE KITE, TURBINE KITE BACK PACK, BLADDER REPAIR KIT, TURBINE QUICK START GUIDE



SPLITSTRUT

**OPEN
DELTA**



TECH SPECS:

WIND RANGE:

KITE SIZE	WINDRANGE (KN)	BAR SIZE
13 M	11 - 21	20" or 23"
15 M	8 - 17	20" or 23"
17 M	5 - 15	20" or 23"
19 M	4 - 13	20" or 23"

* BASED ON 175 LBS - 80 KG RIDER

PERFORMANCE CHARACTERISTICS:

DRIFT	STEERING DEPOWERED	REACTIVE STEERING	LOW END	TOP END	DEPOWER	SHEET AND GO	UPWIND	HANGTIME	LIFT	KITELOOPS	STEERING PRECISION	POP	SLACK	SOFT POWER DELIVERY	WATER RELAUNCH	STABILITY IN THE AIR	
WAVE			FREERIDE					FREESTYLE				WAKESTYLE		ENTRY LEVEL			



CELEBRATING 20 YEARS OF SLINGSHOT
TURBINE TESTING / PHOTO: VINCENT BERGERON



The Z's unique shape and bridle setup is an entry-level favorite because of its stability in any wind condition, depower and effortless relaunch- just let go of the bar and the kite gently falls to the water and automatically parks itself at the edge of the window, ready to relaunch. This kite practically flies itself.

The Z is a great for entry-level riders because it's so easy to fly, but it shouldn't be cornered as a beginner- only kite. Once you progress beyond the learning stages, the Z's stability, ease of use and forgiving flying characteristics are great long-term benefits for less aggressive riders who just want to get out and enjoy kiteboarding in the safest way possible.

FEATURES:

- Safe, stable, user-friendly free ride
- Best beginner-friendly kite in our lineup
- Easiest relaunch of any shape in the industry
- Very forgiving- ideal for casual or less confident riders
- The go-to teaching kite for instructors around the world





Z KITE

ONE PUMP SPEED SYSTEM

WE INVENTED ONE PUMP. THEN WE REINVENTED IT. THIS DRAMTICALLY REDUCES INFLATION TIME SO YOU CAN HAVE MORE TIME WHERE IT MATTERS: THE WATER.

SPHERICAL C

THE MAGIC OF THE Z COME IN ITS LOW ASPECT SPHERICAL-C PRIFLE AND POINTED AXIS WINGTIPS. THIS STUBBY SHAP, COMBINED WITH A FOUR-POINT CASCADING BRIDLE SETP, RESULTS IN AN EXTREMELY STABLE AND WELL BEHAVED KITE.



MORE INFO: New riders who plan on learning quickly, riding hard, boosting, looping, etc. will be better served by starting with the Rally or the RPM- both of which are great kites for progression and have a higher performance threshold than the Z.

Z KITE

SKU: 18170

SIZES: 3 / 6 / 9 / 11 / 13

PACKAGE INCLUDES: Z KITE, Z KITE BACK PACK, BLADDER REPAIR KIT, Z QUICK START GUIDE



TECH SPECS:

WIND RANGE:

KITE SIZE	WINDRANGE (KN)	BAR SIZE
3 M	24+ (GROM 12+)	17" or 20"
6 M	20-35 (GROM 11-35)	17" or 20"
9 M	16-28 (GROM 9-28)	20"
11 M	12-24 (GROM 8-24)	20"
13 M	9-19 (GROM 7-19)	20" or 23"

* BASED ON 175 LBS - 80 KG RIDER UNLESS NOTED OTHERWISE

PERFORMANCE CHARACTERISTICS:

[illegible]



WORK HARD. PLAY HARDER.

Trusted, proven rider-simplicity at its finest; no gizmos or gimmicks, just clean design, intuitive function and bombproof construction. You are the driver, this is your sterrign wheel.

Your bar should not come between you and your kite, it should feel like an extension of your arms. This is the Compstick. Equipped with the strongest flying lines in the industry (800lb test inside lines, 500lb test outside lines), easy release/reset safety systems and a clean, comfortable interface, it instills confidence and lets you forget about your bar and ride like you're connected directly to the kite. The Compstick is available in two layout options, our patented below-the-bar and the traditional above-the-bar depower.

FEATURES:

- Clean, simple above the bar trim
- Below the bar swivel for easy-reach untwisting
- Ride with confidence with the strongest lines in kiteboarding
- Updated safety release makes resetting even easier
- Set your throw with adjustable trim cleat



SENTINEL

2019 SENTINEL




MORE INFO: The Sentinel bar is built for riders who want the simple, rugged and reliable performance of our Compstick, but prefer above the bar depower. The Sentinel features a simple trim that can be adjusted before riding to change the amount of throw in the bar. An updated anti-twist swivel has been relocated below the bar, integrated into the safety release system, to make keeping your center lines straight as easy as the flick of a wrist.

2019 SENTINEL

SKU: 19383

SIZES: 17 INCHES x 20M LINES / 20 INCHES x 20M LINES (+3M EXT.) / 23 INCHES x 27M LINES



THE TALON (SOLD SEPERATELY)

The Talon is a Slingshot- specific component that replaces the chicken loop with a much smaller stainless steel clasp. This bring the bar several inches closer to your waist, which in turn gives you several inches more throw and reach above the bar. Combined with Ride Engine's sliding rope spreader bar, this setup gives you the ultimate freedom of movement, range of motion and kite control. In addition to the added performance the Talon will provide you with the utmost confidence against unwanted unhooking.



TECH SPECS:

BAR SIZE	LINE LENGTH	4 - 7M	8 - 13M	14M +	SENTINEL SAFETY	COMPATIBILITY W/ OTHER BRANDS
17"	20 M LINES	•			•	•
20"	20 M LINES + 3 M EXTENSION	•	•	•	•	•
23"	27 M LINES			•	•	•



CELEBRATING 20 YEARS OF SLINGSHOT
SENTINEL BAH II BRAZIL / PHOTO: ANDRÉ MAGALHÃES

WORK HARD. PLAY HARDER.

Trusted, proven rider-simplicity at its finest; no gizmos or gimmicks, just clean design, intuitive function and bombproof construction. You are the driver, this is your sterrign wheel.

Your bar should not come between you and your kite, it should feel like an extension of your arms. This is the Compstick. Equipped with the strongest flying lines in the industry (800lb test inside lines, 500lb test outside lines), easy release/reset safety systems and a clean, comfortable interface, it instills confidence and lets you forget about your bar and ride like you're connected directly to the kite. The Compstick is available in two layout options, our patented below-the-bar and the traditional above-the-bar depower.

FEATURES:

- Clean, intuitive, bomber below-the-bar system
- Easy to reach depower location
- Clean visibility above the bar
- Maximizes throw and depower
- Ride with confidence with the strongest lines in kiteboarding



2019 GUARDIAN



MORE INFO: The Compstick Guardian features our patented below-the-bar system that places the depower within easy reach at waist level and increases the amount of throw above the bar. The trim cleat is incorporated into the safety release box, which further simplifies the look and feel of the setup. Your vision above the bar is clean, with no cleat or depower straps dangling in front of your face. To control the amount of throw, an active stopper can be moved on the fly to stop the bar wherever it is set.

2019 GUARDIAN

SKU: 19382

SIZES: 17 INCHES x 20M LINES / 20 INCHES x 20M LINES (+3M EXT.) / 23 INCHES x 27M LINES




THE TALON (SOLD SEPARATELY)

The Talon is a Slingshot- specific component that replaces the chicken loop with a much smaller stainless steel clasp. This brings the bar several inches closer to your waist, which in turn gives you several inches more throw and reach above the bar. Combined with Ride Engine's sliding rope spreader bar, this setup gives you the ultimate freedom of movement, range of motion and kite control. In addition to the added performance the Talon will provide you with the utmost confidence against unwanted unhooking.



TECH SPECS:

BAR SIZE	LINE LENGTH	4 - 7M	8 - 13M	14M +	GUARDIAN SAFETY	COMPATIBILITY W/ OTHER BRANDS
17"	20 M LINES	•			•	•
20"	20 M LINES + 3 M EXTENSION	•	•	•	•	•
23"	27 M LINES			•	•	•



CELEBRATING 20 YEARS OF SURFING
REED BRADY EXPLORES THE PUERTO RICO / PUERTO RICO / PUERTO RICO

GO CRAZY, CRAZY GRIP

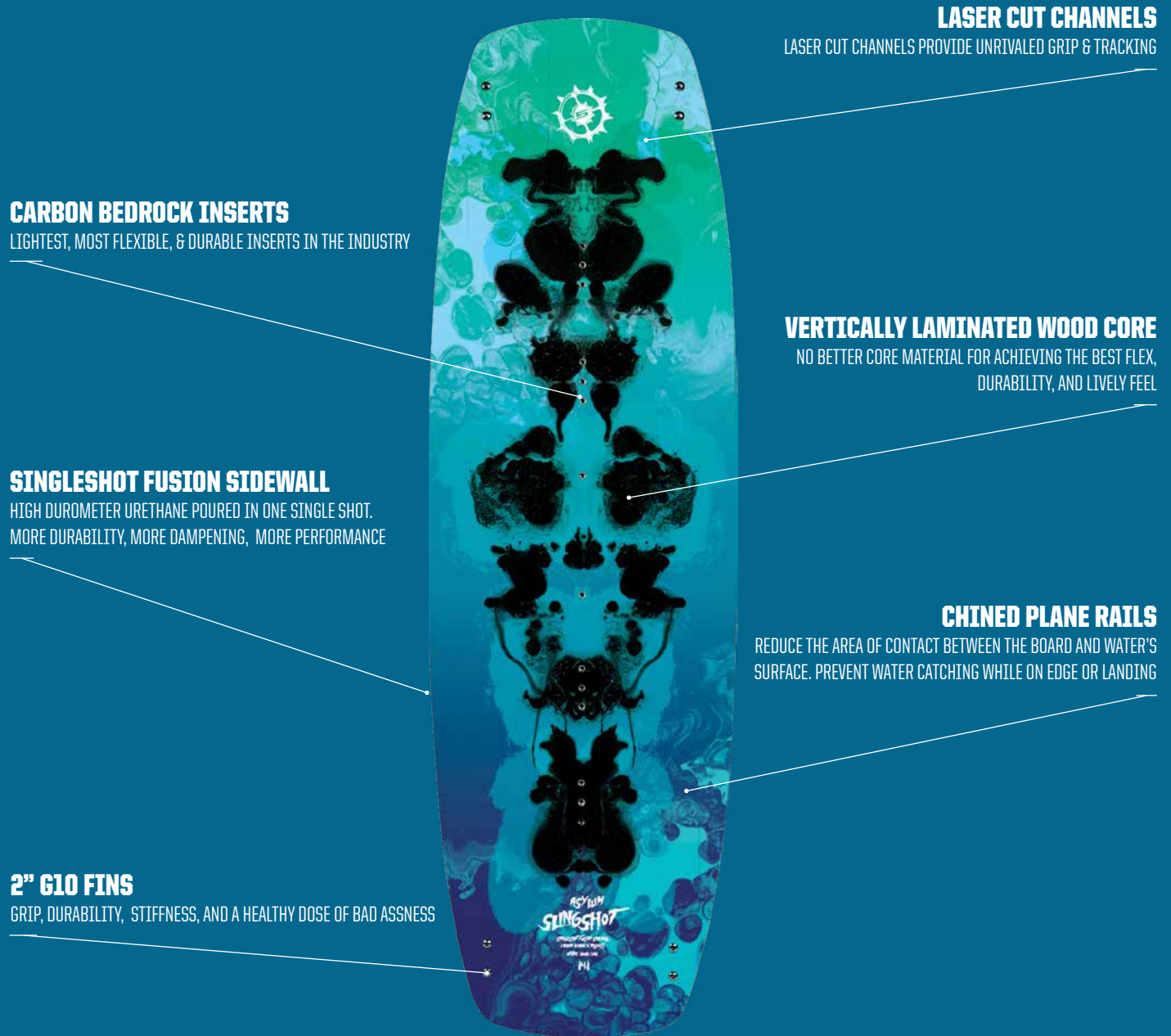
Only a prescription would help you ride longer, jump higher, pop harder and leave your session more satisfied. Just what the doctor ordered.

Aggressive channeling on this board gives you crazy grip. Grip means, huge pop, soft landings and some healthy board speed. We've been crazy for this board since we admitted it to our lineup more than a decade ago.

FEATURES:

- High-rocker freestyle and flatwater shredder
- Huge pop, soft landings
- Weapon of choice for 2016 & 2017 World Champion Carlos Mario
- Aggressive channeling creates board speed and grip
- Lively and durable wood-core construction
- Upgraded Dura-Glide base for kickers, rails and sliders

2019 ASYLUM



CARBON BEDROCK INSERTS

LIGHTEST, MOST FLEXIBLE, & DURABLE INSERTS IN THE INDUSTRY

SINGLESHOT FUSION SIDEWALL

HIGH DUROMETER URETHANE POURED IN ONE SINGLE SHOT.
MORE DURABILITY, MORE DAMPENING, MORE PERFORMANCE

2" G10 FINS

GRIP, DURABILITY, STIFFNESS, AND A HEALTHY DOSE OF BAD ASSNESS

LASER CUT CHANNELS

LASER CUT CHANNELS PROVIDE UNRIVALED GRIP & TRACKING

VERTICALLY LAMINATED WOOD CORE

NO BETTER CORE MATERIAL FOR ACHIEVING THE BEST FLEX,
DURABILITY, AND LIVELY FEEL

CHINED PLANE RAILS

REDUCE THE AREA OF CONTACT BETWEEN THE BOARD AND WATER'S
SURFACE. PREVENT WATER CATCHING WHILE ON EDGE OR LANDING

MORE INFO: The weapon of choice for 2016 & 2017 world champion Carlos Mario, the Asylum's rocker profile and aggressive NACA channeling yields crazy amounts of pop, fast top-end speeds and soft landings. While a solid crossover board for general freeriding, the Asylum is better suited for aggressive riders who prefer plenty of power and are specifically looking for the freestyle-focused benefits that higher rocker provide. Aggressive NACA channeling improve edge control and pop and streamline water flow to increase board speed.

2019 ASYLUM

SKU: 19226

SIZES: 138 CM / 141 CM

PACKAGE INCLUDES: ASYLUM BOARD, 4 X 2" (5.08 CM) KITE FINS, GRAB HANDLE



TECH SPECS:

LENGTH	WIDTH	ROCKER	RIDER WT.	DECK WT.	BASE	FINS
138 CM	42 CM / 35.25 CM (T/T)	44 MM	130 – 195 LBS	6.6 LBS	0.4 MM STANDARD	4 X 2" (5.08 CM) G10 SYMMETRICAL FIN
141 CM	43.1 CM / 35.8 CM (T/T)	45 MM	145+ LBS	7.1 LBS	0.4 MM STANDARD	4 X 2" (5.08 CM) G10 SYMMETRICAL FIN

* BASED ON 175 LBS - 80 KG RIDER

PERFORMANCE CHARACTERISTICS:

FLEX	POP	UPWIND	GRIP	SPEED	SOFT LANDING	EARLY PLANING



CELEBRATING 20 YEARS OF SLINGSHOT
SMILEIGHT PRE-RETRACTION DAYS / PHOTO: CHRISTIAN BLACK


WE ARE ALL MISFITS

The Misift is a board for riders who don't fit into any particular category of the sport and want one board that adapts and performs well in all conditions. Named after the determination we've always had to stand out, find our own way and refuse to conform to those around us.

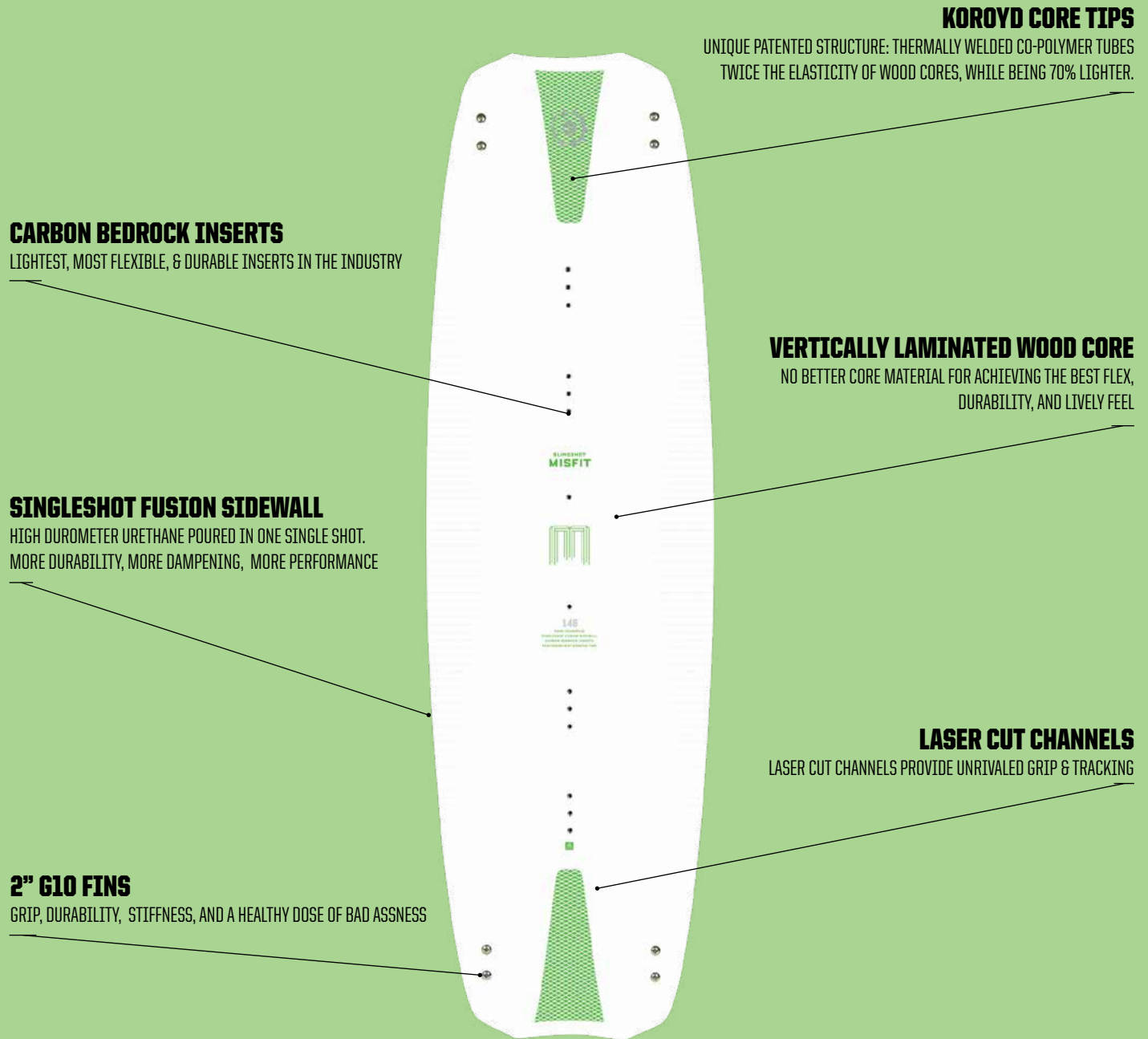
Easy upwind. Smooth transitions. Predictable pop. The Misfit features a shape, flex and rocker profile designed for a versatility in all conditions rather than specialized performance. Suited for all riding levels to get the best possible session, no matter what the conditions.

FEATURES:

- Slingshot's premiere all-around twin tip
- Hybrid Koroyd & Wood Core is lighter and stronger
- Mild rocker ideal for carving upwind, slashing swell and busting through chop
- Protective urethane rails
- Excellent choice for all levels of progression



2019 MISFIT



MORE INFO: The Misfit features mild rocker, a relatively stiff flex and a bottom profile that favor upwind drive, plow-through-chop performance and all-around freeride handling. Laser-cut NACA channels give the Misfit contour in the tip and tail that help channel water to generate speed and grip. Although a competent freestyle crossover, the Misfit's mild rocker means it's better for all-around cruising and slashing than it is for sticking hard landings. Korroyd inlaid in the core, tips and tail of the board give it added strength while reducing weight.

2019 MISFIT

SKU: 19221

SIZES: 136 CM / 142 CM / 146 CM

PACKAGE INCLUDES: MISFIT BOARD, 4 X 2" (5.08 CM) KITE FINS, GRAB HANDLE



TECH SPECS:

LENGTH	WIDTH	ROCKER	RIDER WT.	DECK WT.	BASE	FINS
136 CM	40.5 CM / 33.5 CM (T/T)	31 MM	120 – 185 LBS	6.15 LBS	STANDARD 0.2 MM	4 X 2" (5.08 CM) G10 SYMMETRICAL FIN
142 CM	42 CM / 34.5 CM (T/T)	32 MM	145 – 210 LBS	6.6 LBS	STANDARD 0.2 MM	4 X 2" (5.08 CM) G10 SYMMETRICAL FIN
146 CM	43.5 CM / 35 CM (T/T)	34 MM	190 LBS +	7.1 LBS	STANDARD 0.2 MM	4 X 2" (5.08 CM) G10 SYMMETRICAL FIN

* BASED ON 175 LBS - 80 KG RIDER

PERFORMANCE CHARACTERISTICS:

FLEX	POP	UPWIND	GRIP	SPEED	SOFT LANDING	EARLY PLANING



CELEBRATING 20 YEARS OF SLINGSHOT
ALEX FOX MASTER HACKS / PHOTO: CHRISTIAN BLACK

BE THE LIGHT

Stand out at the beach or park with a crossover wake and kite board. Sam Light's pro model board is as versatile as he is: King of the Air, Triple-S, Hailing Island, Hood River Slider Jam, local Sandbar, or cable parks - you too can be the Light.

With the Refraction's bomber Ballistic Base, you can shred to your heart's content- kite, cable or wake- without the anxiety of destroying your board. fear no feature, sandbar, rocks or reef.

FEATURES:

- Built for competition-level kicker, slider and wakestyle riding
- Extra thick Dura-Glide base can take a major beating
- Medium rocker, stiff flex dialed hard-charging riders
- Solid crossover cable park board
- Tip and tail channels allow pressing on features without catching an edge
- Lively and durable wood-core construction with urethane rails



2019 REFRACTION

INVERTED NACA TECH CHANNELS

UNMATCHED GRIP AND EDGE CONTROL,
WHILE MAINTAINING A CLEAN TIP AND TAIL PROFILE

CARBON BEDROCK INSERTS

LIGHTEST, MOST FLEXIBLE, & DURABLE INSERTS IN THE INDUSTRY

VERTICALLY LAMINATED WOOD CORE

NO BETTER CORE MATERIAL FOR ACHIEVING THE BEST FLEX,
DURABILITY, AND LIVELY FEEL

SINGLESHOT FUSION SIDEWALL


HIGH DUROMETER URETHANE POURED IN ONE SINGLE SHOT.
MORE DURABILITY, MORE DAMPENING, MORE PERFORMANCE

.75" WAKESTYLE FINE

REDUCED DRAG AND A LOOSER MORE SKATEY FEEL

.7MM BALLISTIC BASE

BUILT TO WITHSTAND REEF, RAILS, AIRPLANES AND THE PARKING LOT



MORE INFO: The Refraction is a solid all-around board designed to shred every condition on the planet, and take a major beating in the process. With a medium rocker profile, it can hold its own in chop, swell and rough conditions, as well as flat water freestyle. The rocker and tip/tail shape yield great load and pop, big airs and cushy landings, while the inverted tip and tail profile prevents catching an edge on kickers and sliders.

2019 REFRACTION

SKU: 19230

SIZES: 139 CM / 143 CM

PACKAGE INCLUDES: REFRACTION BOARD, 4- .75" X 6" (1.9 X 15.2 CM) WAKESTYLE FINS, GRAB HANDLE



TECH SPECS:

LENGTH	WIDTH	ROCKER	RIDER WT.	DECK WT.	BASE	FINS
139 CM	42.4 CM / 34.1 CM (T/T)	52 MM	130 – 195 LBS	7.1 LBS	0.7 MM DURA-GLIDE	4 – 75" X 6" (1.9 X 15.2 CM) WAKESTYLE
143 CM	44.3 CM / 35.2 CM (T/T)	54 MM	145 LBS +	8 LBS	0.7 MM DURA-GLIDE	4 – 75" X 6" (1.9 X 15.2 CM) WAKESTYLE

* BASED ON 175 LBS - 80 KG RIDER

PERFORMANCE CHARACTERISTICS:

FLEX	POP	UPWIND	GRIP	SPEED	SOFT LANDING	EARLY PLANING



CELEBRATING 20 YEARS OF SLINGSHOT
MAKS WILLESEN FIRST TRIERACTON / PHOTO: ANDRE MAGARAO

SHRED BESTIE

Seeking shred bestie: This is a board you can trust. It will be there when you need it the most and never leave you downwind. You will not walk alone on the beach again. With your shred bestie in tow you don't just cruise, you shred.

One board, all conditions, designed for chicks who rip. As the signature model for globe-trotting world champion Karolina Winkowska, the Karolina Pro is designed to be the only board she needs, whether she's riding freestyle, training in the cable parks or riding into the sunset with hometown friends in Poland.

FEATURES:

- High-performance board for female riders
- Signature model for World Champion Karolina Winkowska
- Great load and pop, soft landings
- Lively and durable wood core construction
- Tip and tail channels allow pressing on features without catching an edge
- Solid crossover cable park board

2019 KAROLINA PRO

INVERTED NACA TECH CHANNELS

UNMATCHED GRIP AND EDGE CONTROL,
WHILE MAINTAINING A CLEAN TIP AND TAIL PROFILE

CARBON BEDROCK INSERTS

LIGHTEST, MOST FLEXIBLE, & DURABLE INSERTS IN THE INDUSTRY

VERTICALLY LAMINATED WOOD CORE

NO BETTER CORE MATERIAL FOR ACHIEVING THE BEST FLEX,
DURABILITY, AND LIVELY FEEL

SINGLESHOT FUSION SIDEWALL

HIGH DUROMETER URETHANE POURED IN ONE SINGLE SHOT.
MORE DURABILITY, MORE DAMPENING, MORE PERFORMANCE

2" G10 FINS

GRIP, DURABILITY, STIFFNESS, AND A HEALTHY DOSE OF BAD ASSNESS



MORE INFO: The Karolina Pro delivers great pop and cushy landings thanks to a progressive rocker profile, subtle V-spine and lively wood core construction. With a medium rocker profile (less rocker than the Asylum and Vision, for example), it can hold its own in chop, swell and rough conditions, as well as flat water freestyle. The tip and tail feature upturned edges designed to prevent catching an edge while pressing on rails, kicker and sliders, making the KP a great crossover board for the cable parks.

2019 KAROLINA PRO

SKU: 192231135

SIZE: 135 CM

PACKAGE INCLUDES: KAROLINA PRO BOARD, 4 X 2" (5.08 CM) KITE FINS, GRAB HANDLE



TECH SPECS:

LENGTH	WIDTH	ROCKER	RIDER WT.	DECK WT.	BASE	FINS
135 CM	41.6 CM / 33.5 CM (T/T)	50 MM	110-165 LBS	6.4 LBS	STANDARD 0.2 MM	4 X 2" (5.08 CM) G10 SYMMETRICAL FIN

* BASED ON 175 LBS - 80 KG RIDER

PERFORMANCE CHARACTERISTICS:

FLEX	POP	UPWIND	GRIP	SPEED	SOFT LANDING	EARLY PLANING

CELEBRATING 20 YEARS OF SLINGSHOT
KAROLINA WITH HER 2018 BESTIE IN PUERTO RICO / PHOTO: BRADLEE RUTLEDGE



TWIN TIPS

20/20 PERFORMANCE

You have a vision in your head, you know how you want to ride and the tricks you want to learn. The Vision is the board to get you there. Soon enough your friends won't believe what they are seeing.

With a proven rocker line, the ride of the vision is instantly familiar and user friendly. The NACA tech tips and channels provide performance where and when you need it to learn and land your newest tricks.

FEATURES:

- A fan-favorite freeride/freestyle crossover
- An all-terrain vehicle for multi-discipline kiting
- Moderate "happy medium" rocker profile
- Wood core provides lively feel and durability
- Tip and tail channeling provides added grip, pop and speed

2019 VISION

LASER CUT CHANNELS

LASER CUT CHANNELS PROVIDE UNRIVALED GRIP & TRACKING

CARBON BEDROCK INSERTS

LIGHTEST, MOST FLEXIBLE, & DURABLE INSERTS IN THE INDUSTRY

VERTICALLY LAMINATED WOOD CORE

NO BETTER CORE MATERIAL FOR ACHIEVING THE BEST FLEX, DURABILITY, AND LIVELY FEEL

SINGLESHOT FUSION SIDEWALL

HIGH DUROMETER URETHANE POURED IN ONE SINGLE SHOT. MORE DURABILITY, MORE DAMPENING, MORE PERFORMANCE

2" G10 FINS

GRIP, DURABILITY, STIFFNESS, AND A HEALTHY DOSE OF BAD ASSNESS




MORE INFO: The Vision is fast on the water and has great load and pop thanks to aggressive NACA channeling in the tips and tail. All Slingshot boards are made from a vertically laminated wood core, which gives a lively, responsive feel where lesser materials feel muted and dull. The rocker profile of the Vision is meant for aggressive all-around freeriding. It can handle chop and cut upwind well, but is equally at home when boosting big and landing hard in the flats.

2019 VISION

SKU: 19223

SIZES: 138 CM / 140 CM

PACKAGE INCLUDES: VISION BOARD, 4 X 2" (5.08 CM) KITE FINS, GRAB HANDLE



TECH SPECS:

LENGTH	WIDTH	ROCKER	RIDER WT.	DECK WT.	BASE	FINS
138 CM	42.1 CM / 34 CM (T/T)	49 MM	120 – 185 LBS	7 LBS	0.4 MM STANDARD	4 X 2" (5.08 CM) G10 SYMMETRICAL FIN
140 CM	43.3 CM / 34.5 CM (T/T)	52 MM	145+ LBS	7.2 LBS	0.4 MM STANDARD	4 X 2" (5.08 CM) G10 SYMMETRICAL FIN

* BASED ON 175 LBS - 80 KG RIDER

PERFORMANCE CHARACTERISTICS:

[illegible]



CELEBRATING **20 YEARS** OF SLINGSHOT
THIS PHOTO REALLY MATCHES THE 2019 VISION COLOR SCHEME

SESSION CRITICAL

A dependable user-friendly board that sheds the bullshit and leaves behind the critical features to make kiteboarding the most fun and accessible.

With a predictable, mild rocker line and extremely flexible layup the crisis blends together all the features that kiteboarding critics can agree on into one dependable and proven shape.

FEATURES:

- Dependable, user-friendly performance
- Light weight, soft flex
- Mild rocker great for cruising and entry-level riding
- A sure bet for beginners
- Wood core provides lively feel and durability



2019 CRISIS

CARBON BEDROCK INSERTS

LIGHTEST, MOST FLEXIBLE, & DURABLE INSERTS IN THE INDUSTRY

VERTICALLY LAMINATED WOOD CORE

NO BETTER CORE MATERIAL FOR ACHIEVING THE BEST FLEX, DURABILITY, AND LIVELY FEEL

SINGLESHOT FUSION SIDEWALL

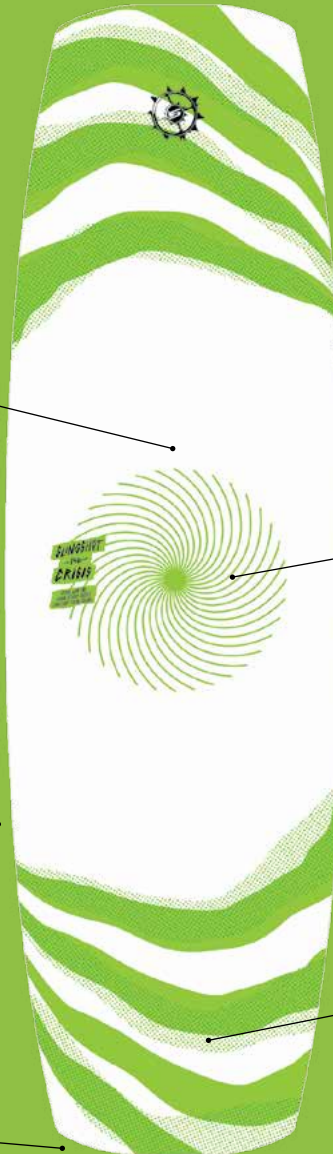
HIGH DUROMETER URETHANE POURED IN ONE SINGLE SHOT. MORE DURABILITY, MORE DAMPENING, MORE PERFORMANCE

SINGLE CONCAVE HULL

SMOOTH RIDE / ADDED TRACTION

2" G10 FINS

GRIP, DURABILITY, STIFFNESS, AND A HEALTHY DOSE OF BAD ASSNESS



MORE INFO: With a lighter, more flexible layup and a mild rocker profile, the Crisis is a predictable and approachable board that inspires confidence for riders who need it most. As you progress, a vertically laminated wood core gives the board a lively, springy feel that makes it fun for riders of all abilities. The Crisis is an excellent choice for beginners, kite schools and mellow riders who don't need the high-performance technical features of a more advanced board. While not a "beginner-specific" board, its soft, forgiving feel is of most benefit to a lower level of riding.

2019 CRISIS

SKU: 19225

SIZES: 134 CM / 137 CM / 141 CM / 146 CM

PACKAGE INCLUDES: CRISIS BOARD, 4 X 2" (5.08 CM) KITE FINS, GRAB HANDLE



TECH SPECS:

LENGTH	WIDTH	ROCKER	RIDER WT.	DECK WT.	BASE	FINS
134 CM	40.5 CM / 28.1 CM (T/T)	31 MM	UP TO 155 LBS	6.1 LBS	STANDARD 0.2 MM	4 X 2" (5.08 CM) G10 SYMMETRICAL FIN
137 CM	41.2 CM / 28.4 CM (T/T)	32 MM	120 - 185 LBS	6.6 LBS	STANDARD 0.2 MM	4 X 2" (5.08 CM) G10 SYMMETRICAL FIN
141 CM	41.5 CM / 28.7 CM (T/T)	33 MM	140 - 210 LBS	7.1 LBS	STANDARD 0.2 MM	4 X 2" (5.08 CM) G10 SYMMETRICAL FIN
146 CM	43.2 CM / 29.3 CM (T/T)	38 MM	190 LBS +	7.1 LBS	STANDARD 0.2 MM	4 X 2" (5.08 CM) G10 SYMMETRICAL FIN

* BASED ON 175 LBS - 80 KG RIDER

PERFORMANCE CHARACTERISTICS:

FLEX	POP	UPWIND	GRIP	SPEED	SOFT LANDING	EARLY PLANING



CELEBRATING **20 YEARS** OF SLINGSHOT
MARK CAFFERO NEVER AVOIDS A CRISIS

GLIDE TO RIDE

The Glide is the board to rewrite light wind kiteboarding minimums. Without the Glide many seasons will be dead even before they begin.

A Long and relatively thin outline make the glide extremely manageable in the water. This means that beginners will love this board to learn on and advanced riders will enjoy more performance and control than other light wind twin tips.

FEATURES:

- Dedicated light-wind cruiser
- Freestyle-friendly, surprisingly agile
- The range of a surfboard, the ride of a twin tip
- Your other board's wing man
- Lively, durable wood-core construction

the
glide

2019 GLIDE

LONG SLENDER PROFILE

MORE LENGTH INSTEAD OF ADDED WIDTH,
MORE EFFECTIVE RAIL IN THE WATER FOR BETTER UPWIND

CARBON BEDROCK INSERTS

LIGHTEST, MOST FLEXIBLE, & DURABLE INSERTS IN THE INDUSTRY

VERTICALLY LAMINATED WOOD CORE

NO BETTER CORE MATERIAL FOR ACHIEVING THE BEST FLEX,
DURABILITY, AND LIVELY FEEL

SINGLESHOT FUSION SIDEWALL

HIGH DUROMETER URETHANE POURED IN ONE SINGLE SHOT.
MORE DURABILITY, MORE DAMPENING, MORE PERFORMANCE

2" G10 FINS

GRIP, DURABILITY, STIFFNESS, AND A HEALTHY DOSE OF BAD ASSNESS



MORE INFO: Beginners love the Glide because it planes early and helps them stay up wind; experienced riders love it because it handles more like a twin tip than a barn door, which many light wind boards have been compared to. Staying true to the expression "Glide to Ride," the Glide's long, slender outline, block rail profile and mild rocker combine for a fun freeride and freestyle-friendly board you'll be happy to take for a cruise any time the wind looks a bit too light for your standard twin tip.

2019 GLIDE

SKU: 19224

SIZE: 149 CM / 159 CM

PACKAGE INCLUDES: GLIDE BOARD, 4 X 2" (5.08 CM) KITE FINS, GRAB HANDLE



TECH SPECS:

LENGTH	WIDTH	ROCKER	RIDER WT.	DECK WT.	BASE	FINS
149 CM	41.2 CM / 36.2 CM (T/T)	32 MM	UP TO 155 LBS	7.2 LBS	STANDARD 0.2 MM	4 X 2" (5.08 CM) G10 SYMMETRICAL FIN
159 CM	40.4 CM / 34.5 CM (T/T)	33 MM	120 LBS+	8.2 LBS	STANDARD 0.2 MM	4 X 2" (5.08 CM) G10 SYMMETRICAL FIN

* BASED ON 175 LBS - 80 KG RIDER

PERFORMANCE CHARACTERISTICS:

[illegible]



CELEBRATING **20 YEARS** OF SLINGSHOT
THE GLIDE IS A SMART CHOICE IN LIGHT WIND. THAT HA... NOT SURE ABOUT THAT CHOICE.



TWICE THE NICE

The Dually provides the most comfort and performance in the footstrap category. By providing two zones of adjustment, the rider is able to personalize every aspect of the Dually to their liking. Think of the Dually as a footstrap built exactly for you.

The Dually strap features a plush foam on the top of your foot and wraps it for a more ergonomic and comfortable ride. For precision fit, the Dually features a four-point adjustment system that allows for independent tightening at the front and rear of the pad. They also feature a rotating base plate that allows riders to customize their stance to their desired angle.

FEATURES:

- Perfect fit w/ four-point micro-adjustment straps & velcro closure
- Longer sessions, happier feet w/ ergonomically-designed footbeds
- Great binding for booties: fits large feet, straps down tight
- Cushy comfort on tough landings

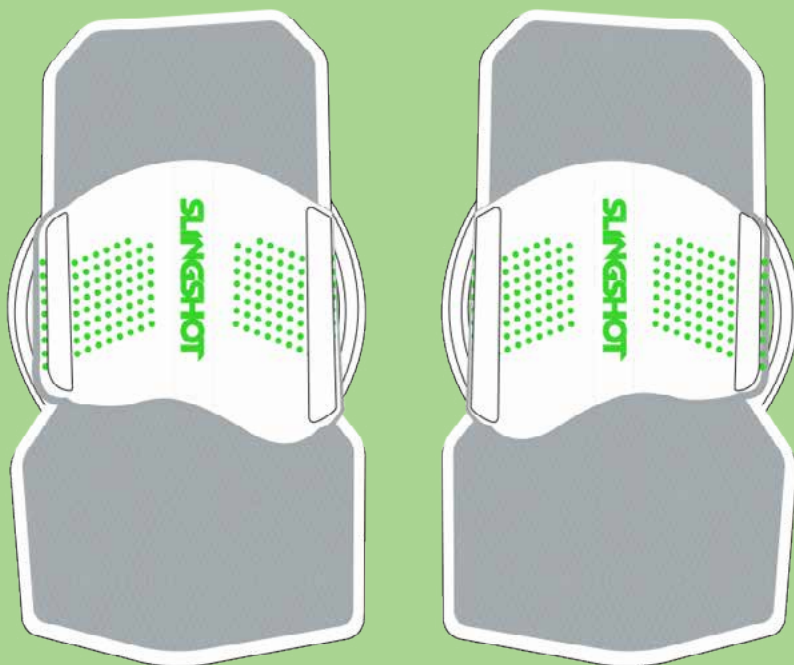


2019 DUALLY

SKU: 19381005

SIZE: 4-12 US / 22.5 - 27.9CM

PACKAGE INCLUDES: DUALLY STRAPS AND PAD, UNIVERSAL M6 MOUNTING HARDWARE



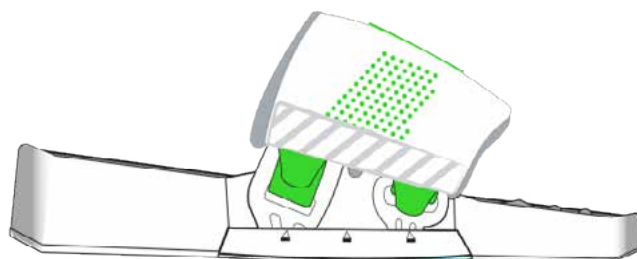
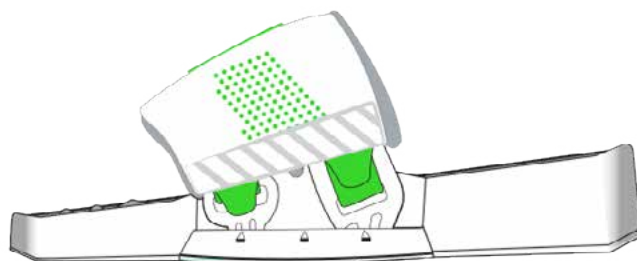
DUALLY HIGHLIGHTS

- + Perfect fit w/ four-point micro-adjustment straps & velcro closure
- + Longer sessions, happier feet w/ ergonomically-designed footbeds
- + Great binding for booties: fits large feet, straps down tight
- + Cushy comfort on tough landings
- + Freestyle friendly
- + Super secure, grippy texture & toe ridges help keep the board on the board on your feet without strain

TECH SPECS:

UNIT	SIZING	HARDWARE
US	4 - 12	UNIVERSAL M6 MOUNTING HARDWARE
EURO	37 - 44	UNIVERSAL M6 MOUNTING HARDWARE
U.K.	3.5 - 10.5	UNIVERSAL M6 MOUNTING HARDWARE
CM	22.5 - 27.9	UNIVERSAL M6 MOUNTING HARDWARE

SIDE VIEW:




BLENDED COCKTAIL

Your choice for blending grooverler and down the line conditions into a super fun day. It's like a mix of your two favorite cocktails. The best parts and pieces from all the Slingshot boards, shaken together with resin.

The Mixer can be used in small mushy waves, riding down the line and larger ocean swells. High-performance, quad-fin carver features a double-wing rounded pin tail and quad-concave bottom. Designed to bridge the gap between the classic short board feel and versatility of the Celero and the high-speed, down-the-line performance of the Tyrant.

FEATURES:

- Hybrid high performance short board feel
- Quad fin and tail shape yield strong back foot performance
- Quad concave bottom provides grip on rail and locked in turns
- Carbon stringers and tail provide durability



2019 MIXER

DURABLE SLINGSHOT CONSTRUCTION

RUGGED EPS CORE, REINFORCE GLASS, CARBON INTEGRATION AND HIGH END BAMBOO LAMINATE MAKE UP THIS BUILD

DIAMOND GRIP DECKPAD

REFINED DECKPAD PROVIDES JUST THE RIGHT AMOUNT OF GRIP AND COMFORT

CARBON STRINGERS & PATCHES

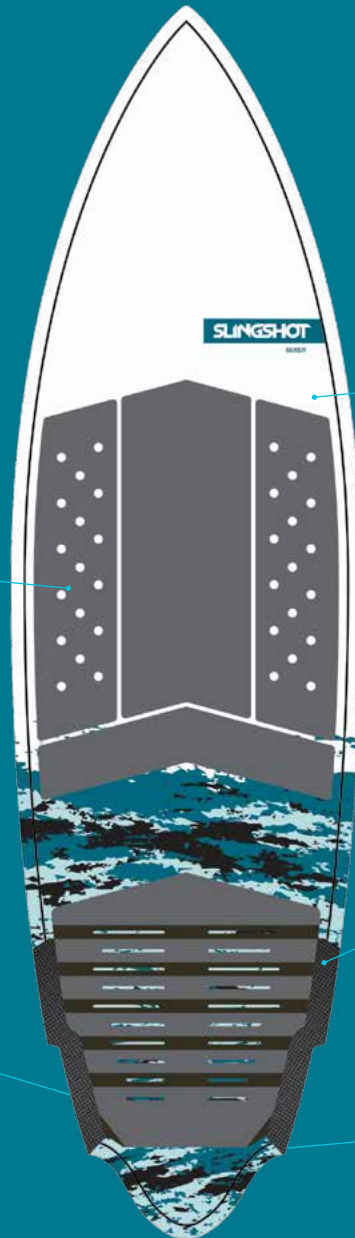
LIGHTEST WAY TO PREVENT EDGE CRACKING & HEEL DENTING

FCS II FINS

KEYLESS FINS CLICK IN/OUT EASILY WITH NO TOOLS REQUIRED

QUAD FIN CONFIGURATION

PROVIDES LOCKED IN GRIP AND CONTROL




MORE INFO: Slash to your heart's content with the Mixer's quad-fin configuration and tail profile, which favors a more slushy back foot feel than a locked-in carve. The aggressive quad concave bottom profile helps channel water for speed and an early plane and provides grip and a locked-in feeling when laying into turns at speed. Large carbon stringer patches on the top and bottom give the board strength where it's needed while keeping overall weight down. Additional carbon on the tail prevents edge cracking from heel impact.

2019 MIXER

SKU: 19216

SIZES: 5'6" / 5'8" / 5'10"

PACKAGE INCLUDES: MIXER BOARD, 4 X 4.75" (12 CM) REACTOR FCS II FIN SET-UP



TECH SPECS:

LENGTH	WIDTH	THICKNESS	VOL.	RIDER WT.	BOARD WT.	FINS
5'6"	19"	2 1/8 INCHES	23.75 L	100 - 155 LBS	7.3 LBS	4 X 4.75" (12.08 CM) REACTOR FCSII TRI-FIN SET-UP
5'8"	19"	2 1/8 INCHES	26 L	120 - 185 LBS	7.8 LBS	4 X 4.75" (12.08 CM) REACTOR FCSII TRI-FIN SET-UP
5'10"	19 1/2"	2 1/8 INCHES	32.4 L	145 - 205 LBS	8 LBS	4 X 4.75" (12.08 CM) REACTOR FCSII TRI-FIN SET-UP

* BASED ON 175 LBS - 80 KG RIDER

PERFORMANCE CHARACTERISTICS:

SPEED	EARLY PLANING	UPWIND	STABILITY	TURNING	TRACKING	VERSATILITY	POP

FOOTSTRAP OPTIONS (SOLD SEPERATELY):



SURF STRAP (PACK OF 1)
SKU: 19381001



HALF STRAP (PACK OF 2)
SKU: 19381007



CELEBRATING 20 YEARS OF SLINGSHOT
REEBRODY MAXING IT UP ON THE 2018 MIXER / PHOTO: TOM LUDGSE

FREQUENT FLYER

Make any day anywhere exciting.

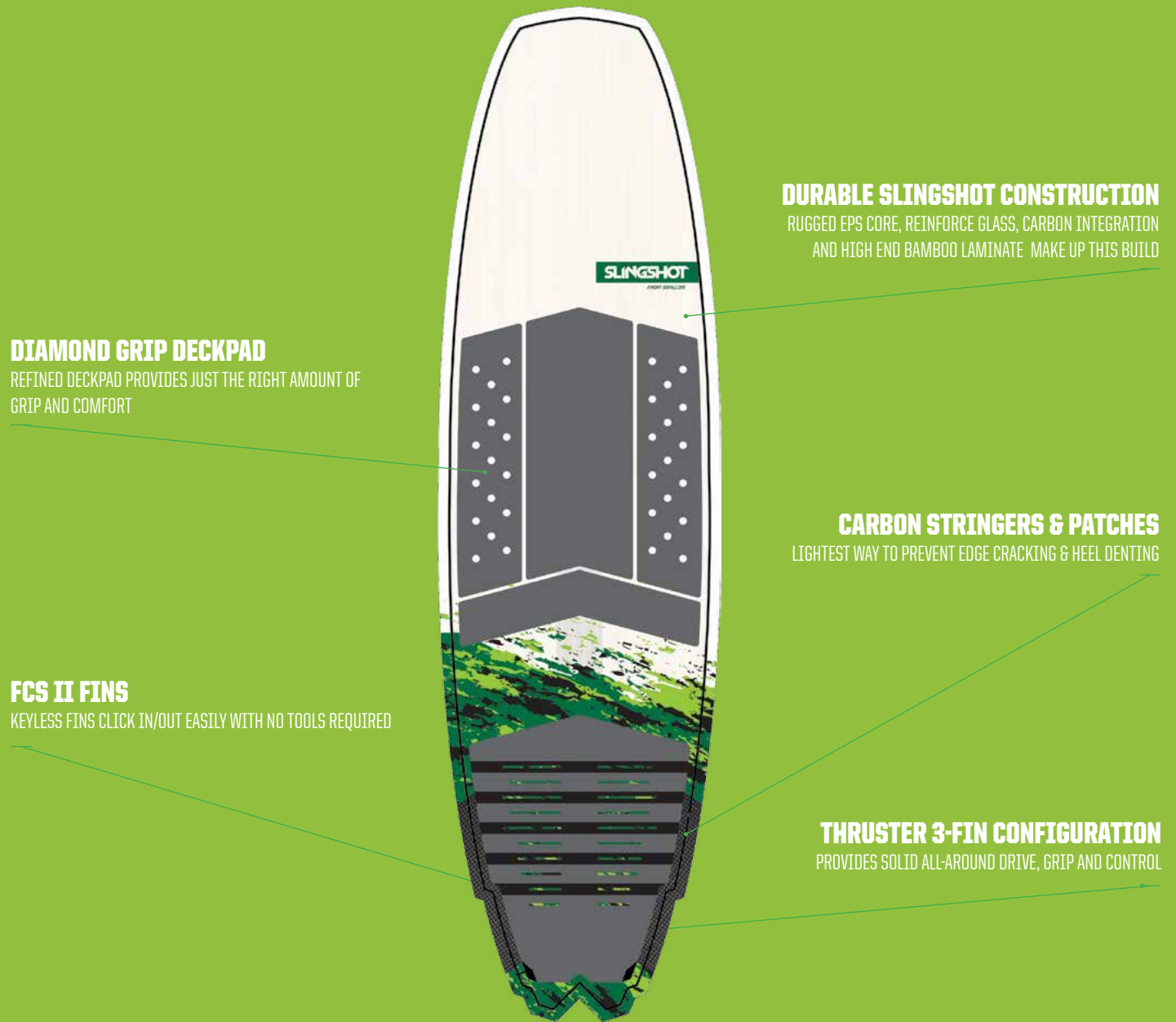
Goes upwind and stays up wind. The highest-volume board in our lineup, with a chopped T-Rex nose and parallel rail outline. The Angry Swallow delivers the performance and stability of a full-volume board in a shorter, more maneuverable and portable package. This flat water, strapless, freestyle performer, travels easily due to the nose shape and jumps oh so well.

FEATURES:

- Excels in marginal wind and wave conditions
- All-around freeride performance
- Our best choice for strapless freestyle
- The most buoyant board in our lineup
- Carbon stringers and tail provide durability
- Updated tail shape yields more snap and pivot



2019 ANGRY SWALLOW



DIAMOND GRIP DECKPAD

REFINED DECKPAD PROVIDES JUST THE RIGHT AMOUNT OF GRIP AND COMFORT

DURABLE SLINGSHOT CONSTRUCTION

RUGGED EPS CORE, REINFORCE GLASS, CARBON INTEGRATION AND HIGH END BAMBOO LAMINATE MAKE UP THIS BUILD

CARBON STRINGERS & PATCHES

LIGHTEST WAY TO PREVENT EDGE CRACKING & HEEL DENTING

FCS II FINS

KEYLESS FINS CLICK IN/OUT EASILY WITH NO TOOLS REQUIRED

THRUSTER 3-FIN CONFIGURATION

PROVIDES SOLID ALL-AROUND DRIVE, GRIP AND CONTROL

MORE INFO: The Angry Swallow features a parallel rail outline, which adds surface area for better performance in marginal conditions. An updated swallow tail shape gives the board tighter and snappier turns and helps it stay in front of mushy waves. As the highest volume board in our lineup (relative to length), the Angry Swallow provides added stability, wind range, upwind ability and, for advanced riders, stability for progressive freestyle. Large carbon stringer patches on the top and bottom give the board strength where it's needed while keeping overall weight down. Additional carbon on the tail prevents edge cracking from heel impact.

2019 ANGRY SWALLOW

SKU: 19218

SIZES: 5'4" / 5'6"

PACKAGE INCLUDES: ANGRY SWALLOW BOARD, 3 X 4.75" (12 CM) REACTOR FCS II FIN SET-UP



TECH SPECS:

LENGTH	WIDTH	THICKNESS	VOL.	RIDER WT.	BOARD WT.	FINS
5'4"	18 $\frac{1}{16}$ "	2" INCHES	25.8 L	120 - 185 LBS	7.8 LBS	3 X 4.75" [12.08 CM] REACTOR FCSII TRI-FIN SET-UP
5'6"	18 $\frac{1}{8}$ "	2" INCHES	26.8 L	145 - 205 LBS	8 LBS	3 X 4.75" [12.08 CM] REACTOR FCSII TRI-FIN SET-UP

* BASED ON 175 LBS - 80 KG RIDER

PERFORMANCE CHARACTERISTICS:

SPEED	EARLY PLANING	UPWIND	STABILITY	TURNING	TRACKING	VERSATILITY	POP

**FOOTSTRAP OPTIONS
(SOLD SEPERATELY):**



SURF STRAP (PACK OF 1)
SKU: 19381001



HALF STRAP (PACK OF 2)
SKU: 19381007



CELEBRATING 20 YEARS OF SLUGSHOT
SUN LIGHT WEIRD SHAPES / PHOTO: CHRISTIAN BLACK

CLASSIC ROCK

The Celero is like your favorite pair of jeans- comfortable, reliable and versatile. They never go out of style, never let you down and you trust their performance no matter what conditions you encounter during the day.

The Celero is the most popular board in our lineup, and for good reason. Its classic shortboard shape has a familiar feel for any surfer and provides a perfect blend of performance and versatility for riders of all shapes, sizes and skill level.

FEATURES:

- Super versatile shape ideal for all conditions
- The one-board quiver
- Modified winged thumb tail provides all-around performance & snappy turns
- Stability, agility w/ stout body, curvy outline
- Trusted all-around shortboard shape
- Carbon stringers and tail provide durability



2019 CELERO FR

DURABLE SLINGSHOT CONSTRUCTION

RUGGED EPS CORE, REINFORCE GLASS, CARBON INTEGRATION AND HIGH END BAMBOO LAMINATE MAKE UP THIS BUILD

DIAMOND GRIP DECKPAD

REFINED DECKPAD PROVIDES JUST THE RIGHT AMOUNT OF GRIP AND COMFORT

CARBON STRINGERS & PATCHES

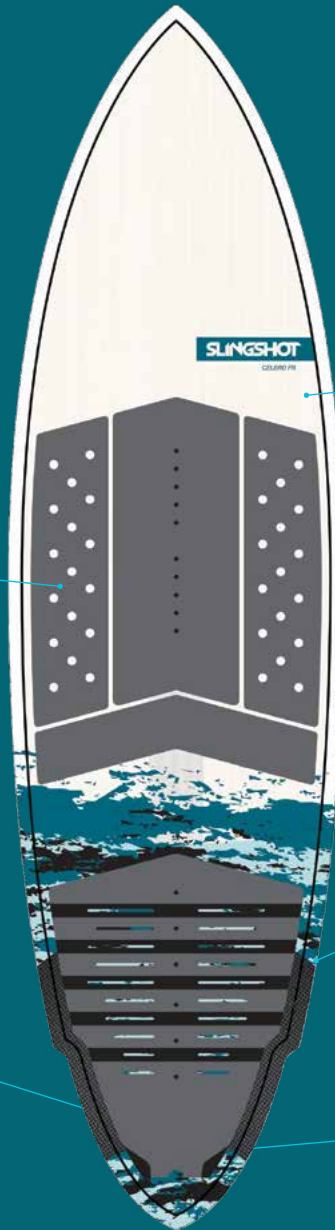
LIGHTEST WAY TO PREVENT EDGE CRACKING & HEEL DENTING

FCS II FINS

KEYLESS FINS CLICK IN/OUT EASILY WITH NO TOOLS REQUIRED

THRUSTER 3-FIN CONFIGURATION

PROVIDES SOLID ALL-AROUND DRIVE, GRIP AND CONTROL



MORE INFO: The Celero FR features a stout body, curved outline and mild rocker that blends from the center to the tail. It's a stable ride that planes easily and has good upwind and light wind performance. A modified winged thumb tail frees it up for a snappier feel during turns. Large carbon stringer patches on the top and bottom give the board strength where it's needed while keeping overall weight down. Additional carbon on the tail prevents breakage from heel impact.

2019 CELERO FR

SKU: 19210

SIZES: 5'6" / 5'8" / 5'11"

PACKAGE INCLUDES: CELERO FR BOARD, 3 x 4.75" (12 CM) REACTOR FCS II FIN SET-UP



TECH SPECS:

LENGTH	WIDTH	THICKNESS	VOL.	RIDER WT.	BOARD WT.	FINS
5'6"	18½"	2¼ INCHES	23.75 L	100 - 155 LBS	7.3 LBS	3 X 4.75" (12.08 CM) REACTOR FCSII TRI-FIN SET-UP
5'8"	18½"	2¼ INCHES	26 L	120 - 185 LBS	7.5 LBS	3 X 4.75" (12.08 CM) REACTOR FCSII TRI-FIN SET-UP
5'11"	20¼"	2¾ INCHES	32.4 L	145 - 205 LBS	7.75 LBS	3 X 4.75" (12.08 CM) REACTOR FCSII TRI-FIN SET-UP

* BASED ON 175 LBS - 80 KG RIDER

PERFORMANCE CHARACTERISTICS:

SPEED	EARLY PLANING	UPWIND	STABILITY	TURNING	TRACKING	VERSATILITY	POP

FOOTSTRAP OPTIONS (SOLD SEPERATELY):



SURF STRAP (PACK OF 1)
SKU: 19381001



HALF STRAP (PACK OF 2)
SKU: 19381007

CELEBRATING 20 YEARS OF SLINGSHOT
MAURICIO ABREU PERUVIAN POINT BREAKS / PHOTO: MOLETT




A CRY FOR PERFORMANCE

Beast in the break with aggressive turning that will make you scream. It's hard for us to label anything we make a "favorite," but the Screamer is hard to beat in our home turf of The Gorge, where we get crazy wind, strong currents, swell as big as railroad cars, epic downwinders and first-rate waves a couple hours away at the Oregon Coast. For all-out, high-performance riding in all types of conditions, the Screamer is just plain bad ass

Modern shape /Built for speed, agility and high-performance handling, the Screamer is board you can ride hard all day and happily take out for drinks afterward. Cousin to the Tyrant but with our signature T-Rex nose profile, this is a board for aggressive riders who edge hard, jump like they're on a twin tip and desire locked-in heel-toe carving.

FEATURES:

- Aggressive all-around high performance
- Updated winged tail for more snap and pivot
- Great for fast down-the-line wave riding
- Carbon stringers and tail provide durability
- Updated tail shape yields more snap and pivot



2019 SCREAMER

DURABLE SLINGSHOT CONSTRUCTION

RUGGED EPS CORE, REINFORCE GLASS, CARBON INTEGRATION AND HIGH END BAMBOO LAMINATE MAKE UP THIS BUILD

DIAMOND GRIP DECKPAD

REFINED DECKPAD PROVIDES JUST THE RIGHT AMOUNT OF GRIP AND COMFORT

CARBON STRINGERS & PATCHES

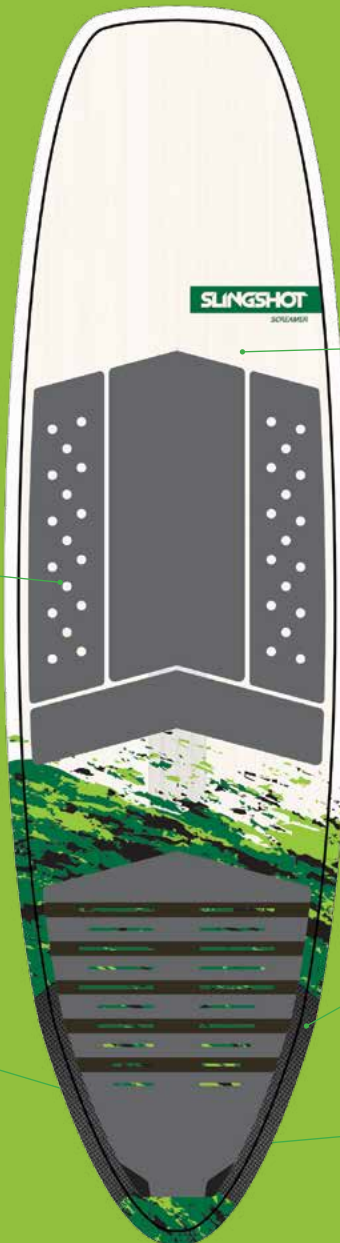
LIGHTEST WAY TO PREVENT EDGE CRACKING & HEEL DENTING

FCS II FINS

KEYLESS FINS CLICK IN/OUT EASILY WITH NO TOOLS REQUIRED

THRUSTER 3-FIN CONFIGURATION

PROVIDES SOLID ALL-AROUND DRIVE, GRIP AND CONTROL



MORE INFO: The 2019 Screamer features a pulled-in thumb with an updated wing added to give a little more pivot during turns. A parallel rail outline and single concave rocker gives the a fast, locked-in feel of a high-performance wave board, while the shorter T-Rex nose profile makes for a playful feel for jumping, strapless tricks and general freeriding. Large carbon stringer patches on the top and bottom give the board strength where it's needed while keeping overall weight down. Additional carbon on the tail prevents edge cracking from heel impact.

SKU: 19217
SIZES: 5'4" / 5'6"
PACKAGE INCLUDES: SCREAMER BOARD, 3 X 4.75" (12 CM) REACTOR FCS II FIN SET-UP



**FOOTSTRAP OPTIONS
(SOLD SEPARATELY):**



SURF STRAP (PACK OF 1)
SKU: 19381001



A high-action photograph of a water skier in a red top and black harness, leaning back while carving a turn on a large, curling blue-green wave. The skier's yellow and purple board is visible, cutting through the water and creating a massive splash of white foam. Two red and white tow ropes extend from the top left towards the skier's hands. The overall scene is dynamic and captures the power of the sport.

CELEBRATING **20 YEARS** OF SLINGSHOT.
EARLY SCREAMER PROTOTYPES IN MALL 1 PHOTO: CHRISTIAN BLACK

POINT PROVEN

Classic shape with speed down the line deliberate turning.

The Tyrant is a serious wave board that embodies the term Throwing Buckets. It charges down the line, carves with conviction and when you slash top turns it sprays more water than a fire brigade.

FEATURES:

- Classic short board shape for dedicated surfers
- Aggressive heel-toe edging
- Ride fast, carve hard, pull into steep waves
- More snap, more pivot w/ rounded squash tail
- Best option for hard-charging surfers
- Carbon stringers and tail provide durability



2019 TYRANT

DURABLE SLINGSHOT CONSTRUCTION

RUGGED EPS CORE, REINFORCE GLASS, CARBON INTEGRATION AND HIGH END BAMBOO LAMINATE MAKE UP THIS BUILD

DIAMOND GRIP DECKPAD

REFINED DECKPAD PROVIDES JUST THE RIGHT AMOUNT OF GRIP AND COMFORT

CARBON STRINGERS & PATCHES

LIGHTEST WAY TO PREVENT EDGE CRACKING & HEEL DENTING

FCS II FINS

KEYLESS FINS CLICK IN/OUT EASILY WITH NO TOOLS REQUIRED

THRUSTER 3-FIN CONFIGURATION

PROVIDES SOLID ALL-AROUND DRIVE, GRIP AND CONTROL

MORE INFO: The Tyrant's slender short board profile is designed for high-powered, high-speed, high-performance wave riding. Its rocker profile and rounded squash tail favor aggressive heel-toe edging, snap off the lip and locked-in bottom turns. Large carbon stringer patches on the top and bottom give the board strength where it's needed while keeping overall weight down. Additional carbon on the tail prevents breakage from heel impact.

2019 TYRANT

SKU: 19219060

SIZES: 6'0"

PACKAGE INCLUDES: TYRANT BOARD, 3 X 4.75" (12 CM) REACTOR FCS II FIN SET-UP



TECH SPECS:

LENGTH	WIDTH	THICKNESS	VOL.	RIDER WT.	BOARD WT.	FINS
6'0"	18¾"	2⅞" INCHES	26.6 L	100 - 210 LBS	7.8 LBS	3 X 4.75" (12.08 CM) REACTOR FCSII TRI-FIN SET-UP

* BASED ON 175 LBS - 80 KG RIDER



**FOOTSTRAP OPTIONS
(SOLD SEPERATELY):**

PERFORMANCE CHARACTERISTICS:

SPEED	EARLY PLANING	UPWIND	STABILITY	TURNING	TRACKING	VERSATILITY	POP



HALF STRAP (PACK OF 2)
SKU: 19381007



SLINGSHOT
TYANT

TYANT 12

CELEBRATING 20 YEARS OF SLINGSHOT
2017 TYANT ENJOYING LIFE IN MAURITIUS / PHOTO: ANDRE MAGRAHO

2019 CLOTHING



WINDOW T
S/M/L/XL
SKU: 19602



NOMAD T
S/M/L/XL
SKU: 19600



HOGAN T
S/M/L/XL
SKU: 19601



INVERT HOODY
S/M/L/XL
SKU: 19603





MOJITO T
S / M / L
SKU: 19604



CONTRAST T
S / M / L
SKU: 19605



HEART ON THE SLEEVE HOODY
S / M / L
SKU: 19606



SHOT & ROLL HAT
SKU: 19610001



BAGS



WHEELED GOLF BAG
SKU: 18700118



ALL DAY BOARD BAG
SKU: 18700101



CLASSIC SURF SLEEVE
SKU: 18700126



MODERN SURF SLEEVE
SKU: 18700125





PER DIEM BACK PACK
SKU: 18700108



UNIVERSAL KITE BAG
SKU: 18700127



COMPRESSION BAGS
S / L
(S) SKU: 18700103
(L) SKU: 18700104



TWIN TIP BOARD SLEEVE
SKU: 18700128



STRAPS

SURF STRAP (PACK OF 1) SKU: 19381007

Slingshot's Half Straps are exactly what the name suggests- they're half of a foot strap designed to provide key leverage, a locked-in feel with the confidence of knowing you can kick free of your board when you crash. No more twisted ankles and sketchy crashes from getting stuck to your foil board.

Standard foot straps are a useful tool for foiling, but because it's easy to get your feet stuck, they also limit mobility and increase the risk of injury, particularly to the ankles. This is especially true during the early stages of foiling progression, when crashing at awkward angles is common. The Half Strap is the happy-medium. They provide key leverage to get the board in position and keep it secure but, unlike foot straps, they're extremely easy to disengage from during a crash.

Half Straps give you the security and stability you want while eliminating the risks of injury from getting your feet stuck in foot straps.

FEATURES:

- Includes Pack of 2 Half Straps and Mounting Hardware
- Provides support and safety for your foiling
- Perfect learning tool for entry-level foilers
- Safer than straps, prevents ankle injuries
- Universal mount with variable stance and angle adjustments
- One size fits all, bootie compatible
- Offered from the leaders in foil technology



SURF STRAP (PACK OF 1) SKU: 19381001

An adjustable, comfortable, secure connection to your board with Slingshot's classic surf straps. No Velcro here; tighten with one easy pull on the strap, loosen with a quick push on an internal clamp. (Set of 1)

Mounting hardware included.





WWW.SLINGSHOTSPORTS.COM

THEY DON'T KNOW SHOT.