



SLINGSHOT
2015 KITE

FIRST





KITES



FUEL
7/9/11/13m



RPM
4.5/6/7/8/9/10/11/12/14m



RALLY
5/6/7/8/9/10/11/12/14m



TURBINE
15/17m

BAR



COMPSTICK
17" X 20m / 20" X 23m / 23" x 27m

KITEBOARDS



WIDOW MAKER
140cm



VISION
134/138 / 140cm



ASYLUM
134/138/141cm



MISFIT
132/136/142/146cm



CRISIS
134/137/141/146cm



GLIDE
149/159cm



SUPER GROM
115/125cm

SURFBOARDS



ANGRY SWALLOW
5'2" / 5'4" / 5'6"



SCREAMER
5'2" / 5'4"



CELERITAS
5'6" / 5'8" / 5'11"



TYRANT
6'0"



ALIEN TWISTER FX
4'8"



ANKLE BITER FX
5'0"

FOILBOARDS



ALIEN AIR FX
4'8"



WIDE SKATE
104cm x 40cm



SKATE
104cm x 26cm

BINDINGS



DUALLY
US MEN'S 4-11



R.A.D.
US MEN'S 6-13



KTV
US MEN'S 6-13

TRAINER KITES



B2 TRAINER
2m



B3 TRAINER
3m



HARNESS



BALLISTIC HARNESS
XS / S / M / L / XL



KITES



FUEL

7/9/11/13m

NEW NITROUS BRIDLE

The Fuel has set the standard for C kite design for the last 13 years. The 2015 Fuel now includes a radically new bridling concept. The Fuel is the first C kite to employ our new Nitrous 4 point pulleyless bridle system. This system allows you to run your Fuel two different ways. First, is in Nitrous mode with the bridle installed. Second, is in direct connect mode with the bridle removed.

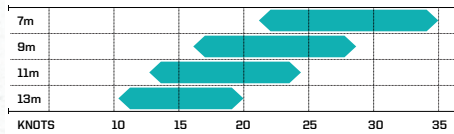
The first thing dedicated hard core riders will notice about the 2015 Fuel is the bridle comes installed, as engineered by our designer Tony Logosz. According to Logosz, "The Fuel in Nitrous mode will deliver explosive pop, massive travel, and for the first time, you get incredible range. Nothing is sacrificed with looping speed or turnability. Basically it makes the Fuel fly like an RPM on Steroids."

* OUR FULL RANGE OF KITES CAN BE FLOWN ON OUR 20" COMPSTICK BAR. IF YOU WOULD LIKE A SPECIALTY BAR WE RECOMMEND THAT FOR KITE SIZES 8M AND SMALLER A 17" BAR, FOR KITES 14M AND LARGER A 23" BAR.

FEATURES

- + NITROUS BRIDLE
- + TRADITIONAL C-KITE PLATFORM
- + SPLITSTRUT INTEGRATED DESIGN
- + CUSTOM FUEL INJECTION
- + TRI-TECH PROTECTION
- + SURF TOUGH SEAMS
- + SLINGSHOT ONE PUMP
- + LEGENDARY SLINGSHOT CONSTRUCTION
- + LIFETIME RIDER SUPPORT HOTLINE

2015 FUEL



SPLITSTRUT

TRAD C
CANOPY



one pump

RPM

4.5/6/7/8/9/10/11/12/14M

NEW BRIDLE + ONE PUMP SPEED SYSTEM

IRS BRIDLE

ONE PUMP SPEED SYSTEM



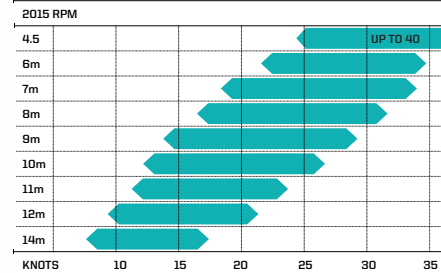
The RPM is the undisputed leader of its category. For the last 5 years, the RPM has proven to be the best and most versatile kite in the market. With two PKRA world titles and countless high performance sessions under its belt, the RPM has proven its "The One" when it comes to serious high performance riding. The RPM's Open C Platform is proven to deliver fast riding and explosive pop with the correct amount of boost, travel and drift. The RPM is the "The One" kite for advanced performance riders.

We took the RPM to a new level this year thanks to a breakthrough in bridle technology. Chief-designer Tony Logosz worked close with our Elite Team and after countless hours of testing and fine-tuning, the new 2015 RPM was born. What Tony developed and his team developed is a new bridle that completely eliminates the need for pulleys. The new IRS Bridle not only eliminates pulleys, but also eliminates the lag time that results from the pulley having to travel fore and aft along the bridle line. Riders will notice increased responsiveness and immediate feedback. This enhances all aspects of kite control, speed, turning, bar pressure, and jumping. The new 2015 RPM is a benchmark not only in performance but also in durability. Over a decade ago we invented and patented today's standard for "single point" inflation systems. "One pump" started it all and is still the number one necessity that makes setup and tear down a breeze. One Pump has evolved for 2015 to become our new One Pump Speed System. With the addition of a new oversized inflate/deflate valve, you'll be on the water faster than ever. The 2015 RPM is still "The One."

* OUR FULL RANGE OF KITES CAN BE FLOWN ON OUR 20" COMPSTICK BAR. IF YOU WOULD LIKE A SPECIALTY BAR WE RECOMMEND THAT FOR KITE SIZES 8M AND SMALLER A 17" BAR, FOR KITES 14M AND LARGER A 23" BAR.

FEATURES

- + NEW IRS BRIDLE CONFIGURATION
- + NEW ONE PUMP SPEED SYSTEM
- + SPLITSTRUT INTEGRATED DESIGN
- + MODIFIED BRIDLE ATTACHMENT POINTS
- + DIAMOND LEECH
- + UPDATED PROGRESSIVE STEERING
- + LOW PROFILE WING TIPS
- + TRI-TECH PROTECTION
- + DP 175 DACRON LEADING EDGE AND STRUT MATERIAL
- + SLINGSHOT ONE PUMP
- + LEGENDARY SLINGSHOT CONSTRUCTION
- + LIFETIME RIDER SUPPORT HOTLINE



SPLITSTRUT

OPEN C

IRS BRIDLE



ONE PUMP SPEED SYSTEM

RALLY

5/6/7/8/9/10/11/12/14m

NEW 5M + 11M SIZES



Still the most versatile kite ever produced, the 2015 Rally defines 'confidence.' Never before has one kite been able to accomplish so much for so many different styles of riding. The Rally delivers incredible wind range, maneuverability and low-end power. Quite simply it's the most efficient and user friendly kite in the world.

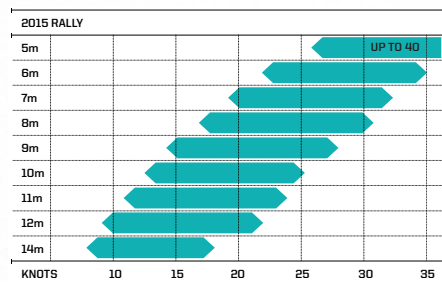
Slingshot's legendary construction ensures maximum durability and performance. We use a state of the art manufacturing process and only top-of-the-line materials to ensure that you don't ever miss a session. If you are into waves or freestyle or just want a kite that can handle anything you can throw at it, the 2015 Rally is the kite for you.

The Rally enables confidence and versatility. It has been proven as kite of choice by Enable Passion in their recent crossing of the Atlantic Ocean.

* OUR FULL RANGE OF KITES CAN BE FLOWN ON OUR 20" COMPSTICK BAR. IF YOU WOULD LIKE A SPECIALTY BAR WE RECOMMEND THAT FOR KITE SIZES 6M AND SMALLER A 17" BAR, FOR KITES 14M AND LARGER A 23" BAR.

FEATURES

- + OPEN DELTA-C DESIGN PLATFORM
- + NEW SIZES - 5m + 11m
- + SPLITSTRUT INTEGRATED DESIGN
- + CONNECT FORWARD
- + TRAILING EDGE SHAPE
- + REFLEX WINGTIP
- + TRI-TECH PROTECTION
- + PULLEY-LESS BRIDLE CONFIGURATION
- + SURF TOUGH SEAMS
- + SLINGSHOT ONE PUMP
- + LEGENDARY SLINGSHOT CONSTRUCTION
- + LIFETIME RIDER SUPPORT HOTLINE



SPLITSTRUT

OPEN DELTA C



one pump

REFLEX TECH

CONNECT FORWARD >>>

TURBINE

15 / 17M

NEW 15M SIZE



At Slingshot our philosophy has always been based on fun. Our goal is to design gear that will get you on the water in any riding condition. The 2015 Turbine creates a new definition for what is rideable by getting you up and going in wind speeds as low as 5-6 knots. We attribute the range and versatility of the 2015 Turbine to our proven Open Delta C platform and our 5-point cascading bridle attachment system. This critical combination creates a consistent smooth feel throughout the power stroke along with direct bar input. Proven improvements include an aspect ratio and reduced LE diameter that work together to create more grunt and power without sacrificing turning speed, efficiency or upwind performance.


The Turbine has our proven mini strut technology that makes it a full structured five-strut kite. It achieves the same benefits in the air with no hassles on the beach.

Customer satisfaction and feedback from our larger Turbine riders has been so positive that we added a new 15 meter! The smaller Turbine is designed for light to medium weight riders or riders that are very efficient. The Turbine 15 combined with our new foil board is a deadly combination in the lightest of wind.

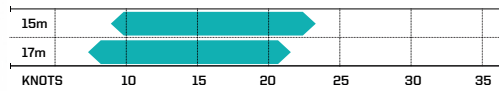
** OUR FULL RANGE OF KITES CAN BE FLOWN ON OUR 20" COMPSTICK BAR. IF YOU WOULD LIKE A SPECIALTY BAR WE RECOMMEND THAT FOR KITE SIZES 6M AND SMALLER A 17" BAR, FOR KITES 14M AND LARGER A 23" BAR.*

FEATURES

- + OPEN DELTA-C DESIGN PLATFORM
- + SPLITSTRUT INTEGRATED DESIGN
- + CONNECT FORWARD
- + WING TIP STRUTS
- + LOW-PROFILE WING TIPS
- + ADDITIONAL ATTACHMENT POINT
- + AUTO-TRIM TRAILING EDGE
- + CASCADING 5-POINT BRIDLE
- + REFLEX WINGTIP
- + PULLEY-LESS BRIDLE CONFIGURATION
- + TRAILING EDGE SHAPE
- + TRI-TECH PROTECTION
- + SURF TOUGH SEAMS
- + LEGENDARY SLINGSHOT CONSTRUCTION
- + SLINGSHOT ONE PUMP
- + LIFETIME RIDER SUPPORT HOTLINE



2015 TURBINE



SPLITSTRUT

OPEN DELTA C



one pump

REFLEX TECH

CONNECT FORWARD >>>

COMPSTICK

20" X 23M UNIVERSAL / 17" X 20M + 23" X 27M PRO PERFORMANCE

For 2015 we introduce the Universal 20" Compstick Bar. The ONE bar that will work with all kites regardless of shape, size, or style. Highly functional and interchangeable, the ONE bar concept allows you the freedom to choose any size kite, on any day.

Today's riders need to be at the center of control. Building on 4 consecutive World Championships, the new Compstick with Flight Control and our patented Rider Control Center, is the safest, most comprehensive and intuitive control system available on the market today. We focused on the performance of three individual zones which work together to provide a world class rider-centric control system. This new approach takes into account 3 specific areas:

1. Flight Control - Above the Bar
2. Compstick - At the Bar
3. Rider Control Center - Below the Bar

All three critical areas have been optimized to work in balanced harmony. As a complete system, the Compstick blends the critical elements of safety, kite control, de-power, and convenience into a rider experience that is tested, trusted, simple, smooth, and intuitive.

** OUR FULL RANGE OF KITES CAN BE FLOWN ON OUR 20" COMPSTICK BAR. IF YOU WOULD LIKE A SPECIALTY BAR WE RECOMMEND THAT FOR KITE SIZES 8M AND SMALLER A 17" BAR, FOR KITES 14M AND LARGER A 23" BAR.*

FEATURES

- + THROTTLE CONTROL
- + 800 LB CENTER FLYING LINES
- + GUARDIAN SWIVEL
- + ACTIVE STOPPER BALL
- + DUAL OH SHIT HANDLES
- + LINE LOCKS
- + CLEAR VISION
- + RUGGED COMPETITION GRADE GRIP
- + ONE PIECE HARDENED CENTER HOLE
- + AUTO INDEXING CHICKEN LOOP
- + BAR FLOATS
- + GUARDIAN CHASSIS
- + GUARDIAN RELEASE HANDLE
- + GUARDIAN LEACH LOOP
- + GUARDIAN ERGOCAM
- + CHICKEN LOOP
- + MOLDED DONKEY DIK
- + INTEGRATED 360°
- + BELOW THE BAR ACCESS TO DEPOWER LINE
- + CLAMCLEAT
- + CRUISE CONTROL HANDLE
- + SLINGSHOT LEGENDARY CONSTRUCTION
- + LIFETIME RIDER SUPPORT HOTLINE

BAR	4M-8M KITE	9M-14M KITE	14M+ KITE	GUARDIAN SAFETY	UNIVERSAL COMPATIBILITY (W/ MAJOR BRANDS)
17" X 20M	X			X	X
20" X 23M	X	X	X	X	X
23" X 27M			X	X	X



NEW GUARDIAN SAFETY SYSTEM

LIGHTER, SMOOTHER, SAFER.



KITE TECH

+ C DESIGN PLATFORM

Embracing C kite DNA throughout our entire range of performance kites is an industry first by Slingshot. All aspects of design, including the kite's platform, canopy curve and foil shape benefit from the performance characteristics of C kites. For the past 16 years Slingshot has remained committed to the C kite platform for one simple reason—it out performs all others time after time. While everyone talks about C kites, we invested to refine them.

+ SPLITSTRUT

Patented by Slingshot, Splitstrut integrates the strut and canopy into one rigid wing creating a lighter, stable and more durable kite. This construction is proven to enhance power delivery under heavy load and creates efficiency in the overall frame.

+ DIMENSION-POLYANT DACRON LEADING EDGE AND STRUT MATERIAL

DP 175 is the undisputed leader in Dacron quality. Proven by our top pro's in the most demanding conditions year after year.

+ TRI TECH PROTECTION

We use only the highest quality and most tested material to protect our products - Ballistic Kevlar, Mark Cloth and Neoprene. These individual scuff guards, strategically placed in the most vulnerable areas of the kite, optimize durability and extend the life of your kite.

+ SLINGSHOT LEGENDARY CONSTRUCTION

You can depend on long lasting durability and performance because we use only the latest new high tech materials in our LE, canopy, bladders and finish trim materials. Ask anyone in the industry and they will tell you Slingshot builds kites stronger than any other brand.

+ ONE PUMP

The trusted original single point inflation system to get you out on the water faster and easier. Patented by Slingshot, this is the most convenient and proven industry standard single point inflation system.

+ NEW ONE PUMP SPEED SYSTEM

Over a decade ago we invented and patented a new standard for "single point" inflation systems. "One pump" started it all and is still the number one necessity that makes setup and tear down so convenient. One Pump has evolved on the 2015 RPM to become our new One Pump Speed System. With the addition of our new full sized inflate and deflate valve, set up and breakdown are accomplished with ease.

+ NEW IRS BRIDLE SYSTEM

The IRS Bridle replaces pulleys traditionally used on the RPM. Pulleys are heavy, slow and inefficient. They also create friction and unnecessary line wear. The new 2015 RPM utilizes this bridle with shock absorber that eliminates the time necessary for the pulley to travel for and aft depending on the rider control of the kite. The IRS bridle simply helps the line tension switch from either front line or rear line bridle tension as a pulley would. The flying load is consistently carried by the dominant line with tension in the bridle not the shock its self. According to Tony Logosz "The switch has always been a need to control the bridle line tension on any legacy RPM's. Historically pulleys were the only way we could initiate the switch. With the new bridle the shock in the bridle does it. What used to be delayed and unresponsive now happens instantly, seamlessly and automatically. This is a significant break through in advancing kite performance."

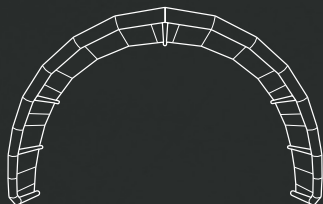
+ CUSTOM FUEL INJECTION AND PROGRESSIVE POWER STEERING

We believe in truly customized kite performance depending on riding style and conditions. Our advanced kites have multiple custom attachment points that enable the rider to tune bar pressure based on personal riding preference. This year we have refined them even more to create a smoother curve between settings.

+ CONNECT FORWARD

The Rally and Turbine feature a single point steering line that is connected directly to the "sweet spot" geometry of the kite. Optimal for plug and play convenience and performance.

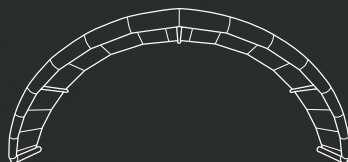
+ DESIGN PLATFORMS



TRADITIONAL-C

The original shape that started it all. The foundation of our entire kite line, the Traditional-C provides consistent grunt and stability through the power stroke. This shape is also designed to boost, loop and predictably recover.

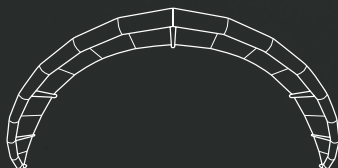
FUEL PLATFORM



OPEN-C

First design to combine core C kite performance like power, stability, edging, control and direct connect with the advantages of the latest advancements in 4-line technology including consistent low end power, maximized range, upwind ability, de-power, relaunch, hang time and safety.

RPM PLATFORM



OPEN DELTA-C

Blends the proven C kite performance characteristics like power, stability, edging, control and direct feel with the additional advancements of an innovative Delta shape to deliver faster turns, improved aerodynamics, increased rigidity with more stability.

RALLY/TURBINE PLATFORM

+ KITE PERFORMANCE CHART

FUEL



RPM



RALLY



TURBINE



{-X}

{+X}

BARTECH

+ *ERGONOMIC TRIM LINE* **A** *CENTER HOLE*

Designed with a subtle "volcano" shape that prevents trim line chafe by slightly spreading your fingers while riding one-handed. The smooth metal feels good in your hand and provides "no look" feedback on your grab.

+ *"FULL THROTTLE" DIAMOND* **B** *BAR GRIP*

Adapted from Motocross, the grip pattern features tiny diamonds and a grid of ridge lines. The EVA foam is slightly softer than last year but still provides a solid direct connection to your kite.

+ *GUARDIAN SAFETY SYSTEM* **C**

Built of solid stainless steel, its both bomber and foolproof. With a proven track record, it features push away release and easy reload. The bungee line ends in a high visibility red finger loop with a stainless steel connector ring for your safety leash hook.

+ *AUTO INDEXING CHICKEN LOOP* **D**

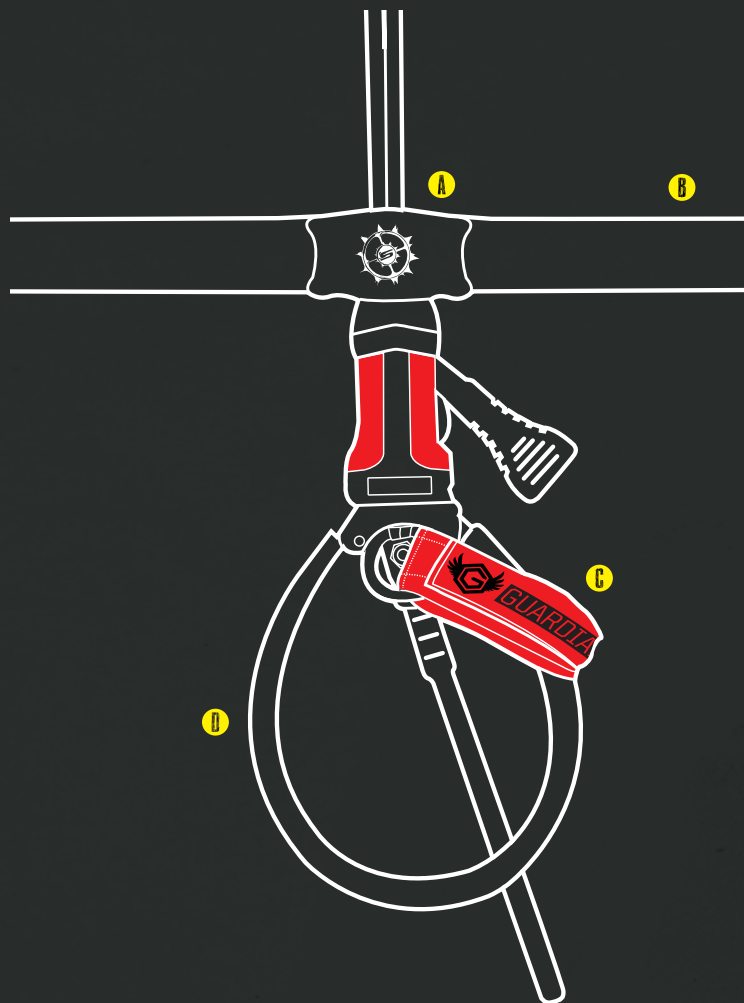
Designed to automatically self-align when unhooked, the Chicken Loop is always ready for action. It comes standard in size "medium" but can be interchanged. The Donkey Dik keeps your Chicken Loop attached to your spreader bar, and is easily removable with a simple Velcro attachment.

+ *LINE LOCKS*

A simple Velcro flap on the top of the Oh Shit Safety Handles gives you a place to lock off your line ends when you finish wrapping up your bar.

+ *GRAPHICS PACKAGE*

The Pro black/white layout follows industry standards with red leader lines, red pigtails and red safety loops all on the left, helping make the rigging fool-proof. The two Slingshot logos are laid out so when you can read 'em, you know you are holding the bar correctly.



FOILBOARDS





NF²

ALL NEW HYDRO FOIL

+ SLINGSHOT NF²

Slingshot is proud to introduce our first complete Hydro Foil package. Co-Founder and Head Slingshot Product Designer Tony Logosz has quietly been working with Nick Leason of Lift Foils for more than two years. According to Logosz, "The technology and knowledge that goes into building a quality hydrofoil does not come over night. Working with the best in the industry was a critical part of our long-term approach to developing foils. Nick could focus on design criteria while I could focus on general wider-market appeal, composites and the overall final fit and finish. Our shared R&D effort has lead us to set the standard for quality and performance for those looking to get into foil boarding. Think of it like this: Slingshot builds the computer and Lift builds the technology inside. The combination, simply put, is incomparable."

The NF² is designed to perform well in all aspects of freeriding and appeal to anyone looking to get into foiling. It's user-friendly yet extremely efficient and high performance. This makes it the perfect crossover for flat water, ocean, and river sessions.

+ NF² TECHNOLOGY

The NF² Foil is entirely designed for accuracy using the latest in CAD and CNC capabilities. Every detail is tested and optimized for maximum control and stability while increasing the potential for speed.

We believe Carbon Fiber construction is critical in building quality foils. While most foils generally look the same, the reality is that subtle details make all the difference. These details are not always discernable with the human eye...but the differences can sure be felt on the water. The saying "you get what you pay for" has never been more relevant than when buying your first foil. Our process and construction uses the latest manufacturing technologies and carbon materials available. We have spared nothing in order to ensure that our foils have the proper strength, weight and deflection characteristics. The advantage of carbon combining the latest applied material sciences into the Slingshot foil are:

1. *It offers neutral buoyancy which is key to making a true freeriding foil - it improves handling and makes water starting much easier when learning. More important is it allows you to progress to wakeskates and skateboard decks that do not have the volume to support a heavy foil.*
2. *The foil is manufactured using precise mechanics resulting in increased control, speed and upwind ability.*
3. *It's highly responsive which enhances the overall rider experience in all conditions.*

ALIEN AIR FX

4'8"

NEW



+ THE NF² COMES WITH

PEDESTAL WITH SPAR
FRONT WING // REAR WING
FUSELAGE
ALIEN AIR FX

ALIEN AIR FX DIRECTIONAL BOARD - measuring 4'8" x 20" it comes with a concave deck and deck pads to ride with either straps or strapless. Most important is the adjustable pedestal system. Which allows riders to define their foot position and balance to the foil with ease. The board is built using our WVS with bamboo and incredibly durable Innegra® carbon composite rail.

All parts are a system and are interchangeable - Foils can be installed on any Slingshot foil board.

WIDE STYLE SKATE

104cm X 40cm // ADVANCED BOARD - SOLD SEPARATELY

NEW

A platform that is more aggressive and responsive than the Alien Air. The Deck offers a more radical concave pocket for your feet. The Wide Style skate deck is designed specifically for foiling. 104cm X 40cm. It is constructed in our USA Distillery using our hybrid cross hatched vertically laminated wood core. Weighted and balanced specifically for foiling and comes complete with full grip tape.



SKATE DECK

104cm X 26cm // ADVANCED BOARD - SOLD SEPARATELY

NEW

The purest foiling experience available to advanced riders. 104cm X 26cm. with slight concave in the deck for added comfort and control. The Skate Deck is built in our USA Distillery using our proprietary vertically laminated wood and urethane skate technology. Comes complete with full grip tape.





KITEBOARDS






WIDOWMAKER

140cm

NEW SHAPE



The Widowmaker was born out of endless prototyping and our own state of the art manufacturing facility. With our industry first construction techniques this board is the brainchild of forward thinking and innovation.

Hybrid Air Flex Core Technology - The core in the Widowmaker is built by hybridizing the natural performance of wood, foam and urethane. We use wood in areas to control flex, rocker and improve durability. The new Hybrid Air Flex Core is light and lively.

Pure Carbon Construction - We developed a proprietary carbon weave specifically for Slingshot and the Widowmaker. The result is a strengthened layup that optimizes the board's flex to enhance feel and performance.

Shape - Building upon our industry first laser cut NACA Tech* channels, we have evolved water acceleration and kiteboard performance to a lunar level with our new Vortex NACA Tunnels. These new ultra high performance scalloped channels create a unique water combustion and propulsion resulting in out of this world board acceleration and tracking abilities.

SIZE	DIMENSIONS	STANCE OPTIONS	WEIGHT	FINS
140	35.1 cm (T/T) 43.2 cm (W)	19.25" - 26.50"	4 lbs 10 oz.	(4) 2" Symmetrical Fiberglass Fin

FEATURES

- + PROGRESSIVE 3 STAGE ROCKER
- + VORTEX NACA CHANNELS
- + HYBRID AIR FLEX CORE
- + SLINGSHOT FUSION SIDEWALL
- + PROPRIETARY SLINGSHOT CARBON WEAVE
- + LIMITED EDITION RED + BLACK DUALY PADS AND STRAPS
- + HAND BUILT IN THE USA
- + FASTRACK
- + FUTURE RESPONSE TECHNOLOGY
- + BUILT USING RESIN X
- + LEGENDARY SLINGSHOT CONSTRUCTION
- + LIFETIME RIDER SUPPORT HOTLINE
- + JAW DROPPING EXPRESSION FROM YOUR BUDDIES

*NACA: National Advisory Committee for Aeronautics (NACA), US Federal Agency founded to undertake, promote, and institutionalize aeronautic research.

VISION

134 / 138 / 140cm

NEW BASE



The Vision returns for 2015 supercharged with new features like our super tough DURA-base to make it the ultimate freestyle kiteboard. We've stiffened the Vision's flex pattern to increase pop and soften landings. Our proven outline and rails prevent spray by focusing the water down and away from the rider. Our laser cutting technology enables us to go where the competition can't with the first ever NACA TECH* channel configuration on a full wood-core board. Like a vacuum, the NACA TECH channels water from the middle of the board to the tip, accelerating it through the channel and increasing the overall board speed and grip to the water. Combining NACA TECH with our refined rocker line, the Vision will maintain its place at the head of the class in freestyle boards.

SIZE (cm)	DIMENSIONS (cm)	STANCE OPTIONS	FINS
134	27.76 (W) 41 (T/T)	19.25" - 26.50"	(4) 2" Symmetrical Fiberglass Fin
138	35.25 (W) 42 (T/T)		
140	35.8 (W) 43.1 (T/T)		

FEATURES

- + ATOMIC CORE
- + 60/40 SLANTWALL
- + CONTINUOUS ROCKER
- + ELLIPTICAL CONCAVE
- + PRECISION LASER-CUT NACA TECH CHANNELS
- + SLINGSHOT FUSION SIDEWALL
- + FASTRACK
- + DURA-BASE
- + CHINED RAILS
- + RESIN X
- + 4D GRAPHICS
- + LEGENDARY SLINGSHOT CONSTRUCTION
- + LIFETIME RIDER SUPPORT HOTLINE

*NACA: National Advisory Committee for Aeronautics (NACA), US Federal Agency founded to undertake, promote, and institutionalize aeronautic research.

ASYLUM

134 / 138 / 141cm



The Asylum returns for 2015 as a top choice for elite pros and everyday core riders. The board's unique blend of precision laser cut channels and aggressive rocker allows any riding style to excel. Flex performance is magnified through our Future Response Technology, delivering massive pop and outstanding flex/rebound characteristics. Precision laser cut channels offer all the drive you need for upwind performance as well as insane tracking through all water conditions with or without fins. However you choose to ride your Asylum, you'll be backed by Slingshot's legendary construction and durability.

SIZE (cm)	DIMENSIONS (cm)	STANCE OPTIONS	FINS
134	40.8 (W) 34.4 (T/T)	19.25" - 26.50"	(4) 2" Symmetrical Fiberglass Fin
138	42 (W) 35.25 (T/T)		
141	43.1 (W) 35.8 (T/T)		

FEATURES

- + ATOMIC CORE
- + 60/40 SLANTWALL
- + PROGRESSIVE ROCKER
- + ELLIPTICAL CONCAVE
- + PRECISION LASER-CUT CHANNELS
- + SLINGSHOT FUSION SIDEWALLS
- + FASTRACK
- + CHINED PLANE RAILS
- + RESIN X
- + 4D GRAPHICS
- + LEGENDARY SLINGSHOT CONSTRUCTION
- + LIFETIME RIDER SUPPORT HOTLINE



134cm



138cm

MISFIT

132 / 136 / 142 / 146cm

NEW SHAPE



New for 2015, the Misfit now features our precision laser cut NACA TECH* channels. The NACA TECH works by channeling water from the middle of the board to the tip like a vacuum. This directed water accelerates through the channel and increases the board speed and grip to the water. Increasing the rider's edge control and reducing drag through the water. That's right, we put aerospace design into a kiteboard. The Misfit has raised the bar again for performance freeriding, construction and durability as the benchmark for rider improvement. Engineered to provide consistent and controlled flex and pop, the Misfit will satisfy the needs of any rider. Hand built in our U.S.A. factory, the Misfit features the highest-quality and greenest materials available on the planet.

SIZE (cm)	DIMENSIONS (cm)	STANCE OPTIONS	FINS
132	40 (W) - 32.5 (T/T)	19.25" - 26.50"	(4) 2" Symmetrical Fiberglass Fin
136	40.5 (W) - 33.5 (T/T)		
142	42 (W) - 34.5 (T/T)		
146	43.5 (W) - 35 (T/T)		

FEATURES

- + NEW NACA TECH CHANNELS
- + ATOMIC CORE
- + ELLIPTICAL CONCAVE
- + TAPERWALL
- + PRECISION LASER-CUT CHANNELS
- + FASTRACK
- + RESIN X
- + SLINGSHOT FUSION SIDEWALL
- + 4D GRAPHICS
- + LEGENDARY SLINGSHOT CONSTRUCTION
- + LIFETIME RIDER SUPPORT HOTLINE

*NACA: National Advisory Committee for Aeronautics [NACA], US Federal Agency founded to undertake, promote, and institutionalize aeronautic research.

CRISIS

134 / 137 / 141 / 146cm



The 2015 Crisis delivers dynamic feel, provides solid upwind performance, effortless edge-to-edge control and ultra-soft landings in all conditions. Its progressive shape is ideal for advanced Freeride tricks as well as riding and carving through the swell or chop. Ridden by leading pros such as Eric Rienstra and found in the hands of kiter's new to our sport everywhere. The Crisis is incredibly versatile and user friendly making it an ideal Freeride board that you will never out grow.

SIZE (cm)	DIMENSIONS (cm)	STANCE OPTIONS	FINS
134	40.5 (W) - 28.1 (T/T)	22" - 25"	(4) 2" Symmetrical Fiberglass Fin
137	41.2 (W) - 28.4 (T/T)		
141	41.5 (W) - 28.7 (T/T)		
146	43.1 (W) - 29.3 (T/T)		

FEATURES

- + ATOMIC CORE
- + RESIN X™
- + SLINGSHOT FUSION SIDEWALL
- + 4D GRAPHICS
- + SINGLE CONCAVE
- + DOUBLE FLAT RAILS
- + LEGENDARY SLINGSHOT CONSTRUCTION
- + LIFETIME RIDER SUPPORT HOTLINE

GLIDE

149 / 159cm



When we developed the Glide for light wind conditions we took a different approach. Most light wind boards on the market are short and wide. This style can get you up and going but they ultimately lack control once you're riding. The Glide's concept focuses on an efficient longer narrower profile. It provides adequate surface area that gets you going in the lightest of winds. The narrower width kicks at speed providing the rider with increased edge control. Since the rider can control the entire edge of the board the effective water line can be precisely increased or decreased; kite power management is done with ease. The Glide is the highest performance twin tip board available in the light wind category. In fleeting wind the Glide is a true session saver. Summer is short. Choose the Glide.

SIZE (cm)	DIMENSIONS (cm)	STANCE OPTIONS	FINS
149	41.22 (W) - 38.1 (T/T)	21.25" - 28.50"	(4) 2" Symmetrical Fiberglass Fin
159	40.64 (W) - 37.1 (T/T)		

FEATURES

- + ATOMIC CORE
- + BLOCK RAIL
- + FASTRACK
- + SLINGSHOT FUSION SIDEWALL
- + RESIN X
- + 4D GRAPHICS
- + LEGENDARY SLINGSHOT CONSTRUCTION
- + LIFETIME RIDER SUPPORT HOTLINE

SUPER GROM

115 / 125cm



The Super Grom is officially a hit, and with good reason! The sky is the limit for groms these days, which is why we built them a high performance board with flex technology and other great features to take their riding to the next level. The XL Slingshot Fusion Sidewalls help protect the board from impact and the ES base is designed to withstand the thousands of rail hits in the park. With the Future Response Technology the Super Grom gets bigger pop and smoother landings. The future is bright, and it's even brighter on the 2015 Super Grom.

SIZE (cm)	DIMENSIONS (cm)	STANCE OPTIONS	FINS
115	35.1 (W) - 23.2 (T/T)	17.36" - 19.35"	(4) 2" Symmetrical Fiberglass Fin
125	38.1 (W) - 25.2 (T/T)	18.36" - 20.35"	

FEATURES


- + CONTINUOUS ROCKER
- + EMBOSSED CHANNELS
- + ES BASE
- + FLEX - SOFT
- + XL FUSION SIDEWALL
- + ATOMIC CORE
- + 4D GRAPHICS
- + HAND BUILT IN THE USA
- + PARK READY TUNE
- + FASTRACK
- + FUTURE RESPONSE TECHNOLOGY
- + BUILT USING RESIN X

NACA TECH



+ NACA TECH CHANNELS

Aeronautic technology meets action sports with the the first boards to utilize this advanced hydro dynamics technology. We call this technology NACA TECH and it is featured on the all-new 2015 Widow Maker, Vision and Misfit boards. Their precision laser cut NACA TECH channels direct water like a vacuum from the middle of the board through the tail. This directed water accelerates through the channel and increases the board speed and grip to the water. This provides the rider with better board speed and traction when riding.



BOARD TECH

+ HAND BUILT IN THE USA

We build our kiteboards right here, in the beautiful Cascades of the Pacific Northwest. Our factory isn't thousands of miles away on the other side of the world. We don't have to wait weeks to see samples. We can tweak graphics one day and see the board on the water a couple days later. Our athletes are able to get us feedback that can be incorporated into their board the next day. Seriously, Having a state of the art factory in our back yard allows us to have daily, hands on influence in every aspect of production. We're able to better protect our intellectual property to make sure our boards stay unique and that riders are getting a choice when they walk in their local shop.

Building products here enable us to use local, sustainable wood, which makes our impact and our rider's impact on the environment much, much less. Our warehouse is connected to our factory, saving us tons of carbon emissions through transportation savings alone. The clean electricity we use is created by local wind and hydro power. We don't use foam. We don't use airborne solvents. You get the picture. All of this only makes sense if the product we are creating is as progressive as our commitment to responsible manufacturing.

From product designers to graphic artists to production engineers, we have a dedicated, passionate group of people who put in countless hours of riding, designing, testing and tweaking to build the most progressive kiteboards in the industry. We're devoted to making the highest quality products that you can respect for all the right reasons.

+ PURE WOOD CORES

There is no better core material for achieving the best flex performance in a board than full wood. Our wood is local and farmed from sustainable forests, that's why we call it Columbian Gold. This core has the highest compression response ever used in a kiteboard. We've completely eliminated the use of foams and plastics because they breakdown quickly, and lack the more lively performance characteristics of the organic materials we use now.

the Distillery
co.



FIRST

+ FUTURE RESPONSE TECHNOLOGY

Future Response Technology is the philosophy and approach we bring to all of our products. We use the most innovative materials and construction methods available to design the proper shapes, flex characteristics, rebound rates, and torsional stability for specific riding conditions and ability levels. By listening to our riders, we can keep building products that perform above and beyond all expectations.

+ SLINGSHOT FUSION SIDEWALLS

We've transferred the same technology found in high durometer, urethane skateboard wheels into the rail of all our boards. Creating one continuous piece of perfection, our innovative manufacturing process literally infuses the rail into the board cores in one single shot (NO staples, tape, glue or seams). Singleshot improves the overall dampening of the board and increases rail durability beyond any other available material.

+ RESIN X™

This is the latest in high tech organic urethane resins. What Resin-X™ has that epoxy and polyester resins don't is an exceptional flex memory that can withstand longer flex cycles and superior vibration dampening with increased elongation without failure. All combined, these features store a higher rate of loaded energy, insane durability, and the best UV resistance on the market. Resin X™ is a low-VOC (Volatile Organic Chemicals) resin and greenest on the market.

+ FASTRACK

Our proprietary mounting system and hardware to deliver increased stance options and simplify the boot installation. With a fresh and clean look, the Fastrack offers limitless micro stance adjustability and proven superior rider to board connection. Combined with our NEW Bottomless Base Plate System, Fastrack controls board flex by eliminating dead spots, adds superior durability, and offers maximum ease of use.

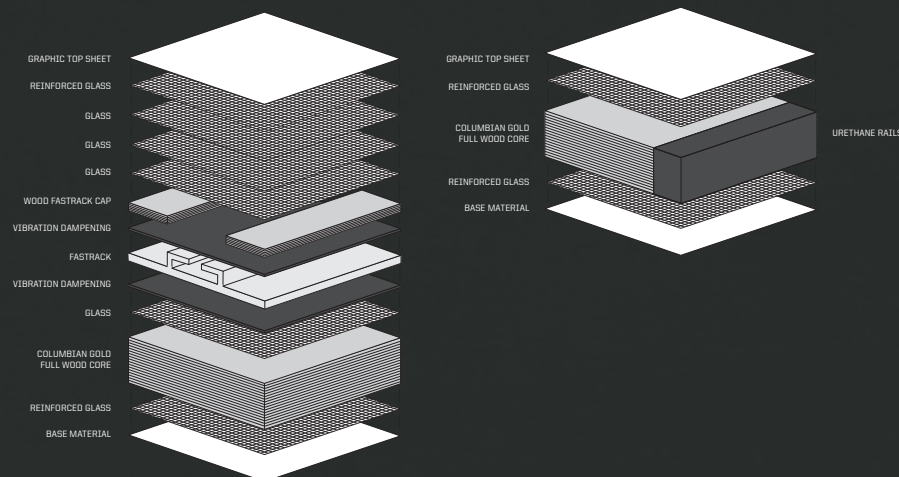
+ 4D GRAPHICS

Another industry first, our graphic technology offers unlimited possibilities to the "custom culture" market, and showcases the inside of our boards with virtually clear tops and bottoms. No two boards are exactly the same. By combining digital with hand crafted art we are able to create boards that have a true sense of depth that is unlike anything else. It doesn't hurt that we work with talented artists with deep roots in skate, surf and snow from all over the country.

+ WORLD'S GREENEST KITEBOARDS

We honestly try our best to make products that are easy on our environment, but it has to make sense. That's the cool part. Our latest boards are extremely environmentally friendly and have substantially enhanced performance because of it. No one has perfected it, but we think we're getting closer everyday. We use wood from local, sustainable forests. Because our boards are made in the USA, we have an incredibly low carbon foot print from forest to factory. Resin X™ is the newest science in resin technology and the greenest available. We do not use Polyurethane or PVC (Polyvinyl Chloride) foams. No airborne solvents are used in the manufacturing process. No plastic top sheet material. We've made a commitment to eliminate plastic top skins made from oil. The clean electricity we use in our factory is created by local wind and hydro power.

BOARD CONSTRUCTION



SURFBOARDS



SCREAMER

5'2" / 5'4"

NEW

FCS II



From big to small and hollow to mush, the 2015 Screamer will handle any surf you can find. Based on the T-Rex shape, the new 2015 Screamer features a parallel outline that reduces drag and increases water speed to get more upwind performance in all surf conditions, without jeopardizing stability. The single concave and "pulled-in" thumb tail allows the board to handle more speed while the truncated nose design significantly reduces swing weight making airs spin and flip tricks easier than any other board.

The Screamer also features a tri-fin FCS II that allows for multiple fin setups to fit conditions and riding style with no more tools... no more headaches! Also includes the Fluid X Dampening System - reducing vibration and improving feel.

LENGTH	WIDTH	THICKNESS	VOLUME (L)
5'2"	17"	2 1/4"	21.7
5'4"	17 3/4"	2 5/16"	23.3

FEATURES

- + FCS2 FIN BOXES
- + T-REX DESIGN
- + FLUID X
- + PULLED-IN THUMB TAIL
- + PARALLEL RAIL OUTLINE
- + SURF STRAPS

FINS

- + (3) X 4.57" - REACTOR GF TRI
- + FCS II TOOLLESS FINS SYSTEM - REACTOR GF FIN

ANGRY SWALLOW

5'2" / 5'4" / 5'6"

FCS II



The 2015 Angry Swallow is the most unique surf shape in kiteboarding. The truncated nose of the T-Rex design significantly reduces swing weight - providing a central control point on the board - making airs, spins and flip tricks easier than any other board. The parallel outline reduces drag increasing water speed to get more upwind performance without jeopardizing stability. The Angry Swallow also features FCS II that allows for multiple fin setups to fit conditions and riding style with no more tools... no more headaches!

The shorter board makes it easy to take with you to your favorite wave destination and fits a wider variety of travel bags. Each size rides like a larger board and features Fluid X Dampening System reducing vibration and improving feel.

LENGTH	WIDTH	THICKNESS	VOLUME (L)
5'2"	17 3/4"	2 7/16"	26
5'4"	18 3/16"	2 7/16"	26
5'6"	18 3/4"	2 1/2"	29

FEATURES

- + FCS2 FIN BOXES
- + T-REX DESIGN
- + AGGRESSIVE SWALLOW TAIL
- + FLUID X
- + PARALLEL RAIL OUTLINE
- + AGGRESSIVE 5-FIN SETUP
- + VERSA FIN SYSTEM
- + SURF STRAPS

FINS

- + (3) X 3.625" TRI + (2) X 4.57" ASYMMETRICAL SIDES
- + FCS II TOOLLESS FINS SYSTEM - REACTOR GF FIN
- + VERSA FIN SYSTEM

CELERITAS

5'6" / 5'8" / 5'11"

FCS II



The 2015 Celeritas delivers controlled progressive performance year after year. The combination of its short "trunk" style, aggressive concave, curvy outline and simple thumb tail makes the Celeritas one of the most versatile shapes in the industry. The Celeritas also features a fast rocker line that blends from the center to the tail giving this board off the chart speed. The fast rocker line maintains perfect control while the balanced surface area allows the board to have extra lift and control in between turns, and better touch with our Fluid X Dampening System which reduces vibration and improves feel. This year's Celeritas also features a tri-fin FCS II that allows for multiple fin setups to fit conditions and riding style with no more tools... no more headaches!

LENGTH	WIDTH	THICKNESS	VOLUME (L)
5'6"	18 1/2"	2 1/4"	23.75
5'8"	18 1/2"	2 1/4"	26
5'11"	20"	2 1/2"	32

FEATURES

- + FCS2 FIN BOXES
- + VERSATILE SHORT TRUNKY SHAPE
- + SIMPLE THUMB TAIL
- + FLUID X
- + AGGRESSIVE TRI-FIN SETUP
- + SURF STRAPS

FINS

- + [3] X 4.57" - REACTOR GF TRI
- + FCS II TOOLLESS FINS SYSTEM - REACTOR GF FIN

TYRANT

6'0"

FCS II



The new 2015 Tyrant is the contemporary refined all around surfboard for everyday use. The new rounded thumb tail and deep single to double concave delivers a stable board with incredible performance in any size surf. The tri-fin setup offers plenty of drive and great release off the wave to keep experienced kitesurfers ripping, while being forgiving enough for first-time surfboard riders. This years Tyrant also features our Fluid X Dampening System that reduces vibration which improves feel. Also new this year, Slingshot is the first brand to incorporate the new FCSII that allows for multiple fin setups to fit conditions and riding style with no more tools... no more headaches!

LENGTH	WIDTH	THICKNESS	VOLUME (L)
6'0"	18 5/16"	2 1/4"	24.8

FEATURES

- + FCS2 FIN BOXES
- + VERSATILE SHORT TRUNKY SHAPE
- + WIDE THUMB TAIL
- + FLUID X
- + AGGRESSIVE TRI-FIN SETUP
- + SURF STRAPS

FINS

- + [3] X 4.57" - REACTOR GF TRI
- + FCS II TOOLLESS FINS SYSTEM - REACTOR GF FIN

ALIEN TWISTER FX

4'8"

NEW



Inspired by the Ankle Biter and the T-Rex surfboard, the all new Alien Twister FX is undoubtedly the most progressive shape yet. What makes the FX version exciting are its unique performance characteristics. With the addition of our Wood Veneer Sandwich Construction and the Fluid-X Dampening System you get much greater touch, control and maneuverability. The Alien Twister FX's unique volume distribution features a narrow "truncated" nose and wide swallow tail delivering more performance without jeopardizing speed, while the double concave and subtle V spine allows the board to transition from edge to edge for a fun and agile ride. Whatever the wave, the Alien Twister FX will have you begging for one more ride.

LENGTH	WEIGHT	WIDTH	DEPTH	VOLUME
4'8"	125 - 275 (lbs) 56 - 124 (kg)	21 1/2"	2"	27.5 L

FEATURES

- + WOOD VENEER SANDWICH BUILD
- + FLUID X - DAMPENING SYSTEM
- + SNUB NOSE FREESTYLE SHAPE
- + DYNAMIC VOL. DISTRIBUTION
- + NEW GRAB HANDLE
- + DOUBLE CONCAVE + V SPINE
- + QUAD FIN SET UP

FINS

- + (2) 4.5" + (2) 3.625" QUAD SET, PLASTIC

ANKLE BITER FX

5'0"



The 2015 Ankle Biter FX is built off of our proven Space Pickle platform and has earned its reputation as a fun and dynamic board for catching all types of surf. What makes the FX version exciting are its unique performance characteristics. With the addition of our Wood Veneer Sandwich Construction and the Fluid-X Dampening System you get much greater touch, control and maneuverability. The FX's unique volume distribution offers the control and stability of a longboard while the double concave with an aggressive V spine through the tail provides looser transition edge to edge, resulting in the agility and performance of a short-board. From wake to kite to everyday surf, the new 2015 Ankle Biter FX excels in smaller surf conditions and will certainly be the All Star of your quiver.

LENGTH	WEIGHT	WIDTH	DEPTH	VOLUME
5'0"	100 - 250 (lbs) 45 - 113 (kg)	21 1/2"	2.75"	34.8

FEATURES

- + WOOD VENEER SANDWICH BUILD
- + FLUID X - DAMPENING SYSTEM
- + ROUND NOSE
- + WIDE THUMB TAIL
- + DOUBLE CONCAVE + V SPINE
- + DYNAMIC VOL. DISTRIBUTION
- + GRAB HANDLE
- + QUAD FIN SET UP

FINS

- + (2) 4.5" SINGLE FOIL FRONT / (2) 3.625" DOUBLE FOIL REAR FINS
- + QUAD SET, FIBER COMPOSITE FINS, FCS COMPATIBLE FIN BOXES

FCS II TECH



+ NO ONE LIKES A TOOL

Slingshot is excited to be the first kiteboard company to embrace the new FCS II Fin System on all 2015 surfboards. Set to become the new world standard in system technology and performance, FCS II is designed to accommodate all surfers; regardless of their age demographic, surfing genre, or the boards and waves they're riding. With an efficient keyless system for quick fin installation and release, the FCS II system requires no grub screws or keys to secure the fins to the board. Fins can be easily inserted and removed in seconds, allowing you to adapt your equipment to the conditions, on land and in the water.



FCS II TECH OVERVIEW

- A MECHANISM - TITANIUM ROD
- B KEYLESS / NO MORE TOOLS
- C MECHANISM - ROTATING BARREL
- D BACKWARD COMPATIBLE
- E HONEYCOMB CONSTRUCTION
- F FLUSH LEADING EDGE

VERSAFIN TECH



+ VERSA FIN SYSTEM *MULTIPLE CONFIGURATIONS*

Versa Fin System makes our boards more fun, no matter the day's conditions or preferred riding style. Be it small mushy days when speed is vital, or steep overhead when there's room to play- a versatile board puts the rider in control. We have done the hard-work making boards that can be loose and playful or hard-charging and drivey. Now it's just up to you to figure out how you want to go rip.



THRUSTER

- + (1) 3 5/8" FCS COMPATIBLE CENTER FIN
- + (2) 4 5/8" FCS COMPATIBLE SIDE FINS (FRONT)

The Thruster setup is a three-fin configuration and the most common in surfing, found on all kinds of boards. It performs well under most conditions, lending a stable feel to a maneuverable board that allows controlled speed.



QUAD

- + (2) 4 5/8" FCS COMPATIBLE SIDE FINS (FRONT)
- + (2) 3 5/8" FCS COMPATIBLE SIDE (BACK)

The Quad setup generates speed and forward momentum for fast and responsive turns off the rail. It excels at tracking and creates snappy feel in turns.



FIVE'R


- + (1) 3 5/8" FCS COMPATIBLE CENTER FIN
- + (2) 4 5/8" FCS COMPATIBLE SIDE FINS (FRONT)
- + (2) 3 5/8" FCS COMPATIBLE SIDE (BACK)

The Five'r setup is a five fin configuration that provides speed control of a thruster with the tracking ability and snappy turns of a quad. This unique setup gives you maximum versatility in all conditions.

SURFBOARD TECH


+ FLUID X - VIBRATION DAMPENING

Fluid X was born from the ski and snowboard industry. It made sense to look toward progressive snowsports technology to provide state of the art dampening control to reduce vibration and create a clean and smooth feel throughout all our high performance boards. Fluid X also provides an anti-torsion property that runs from tip to tail and it's visco-elastic stringer improves the dynamic behavior of the core construction that allows more flex, more response and the smoothest feel unlike anything you've experienced on a kite surfboard. With Fluid X, we finally managed to give our boards a polyester feel with the durability of an epoxy lay up.



+ WVX - BAMBOO VENEER + FLUID X

WVX construction is built with layers of bamboo wood, resin and weaved lightweight fiberglass combined with a strong EPS core. During each layering step vacuum bagging techniques are used to enhance the bonding strength. Proprietary to Slingshot, this construction controls the durability and flex of the board. The result is a proven lightweight, impact resistant board. A final layer of glass provides the highest fit and finish of any kite surfboard on the market. WVX construction features our Fluid X Vibration Dampening System for an unrivaled smooth ride.



BINDINGS



DUALLY

US M'S 4 - 11

NEW



The 2015 Dually pad and strap system is entirely new for 2015. It includes an advanced dual density ergonomic pad. Our new footstrap offers dual zonal technology with 4x4 micro adjustability. Micro adjustment can be used to customize the fore and aft positioning at 4 different points. The Dually also offers 4 vertical points of adjustment for a customized fit to the contour of your foot. The possibilities for a custom fit are controlled exclusively by the rider for maximum comfort and control. In addition the Dually includes our new bolt-on baseplate. It mounts easily to your board and offers limitless duck and stance options.

SIZING	ONE SIZE
U.S.	4 - 11
EURD	37 - 44
U.K.	3.5 - 10.5
CM	22.5 - 27.9

FEATURES

- + DUALLY 4X4 STRAPS
- + DUAL DENSITY EVA PAD
- + ANTI-SLIP EVA
- + SIDEWALL FOOT BED
- + SPLASH GUARD
- + EASY MOUNTING SYSTEM

- + THERMOFORMED HEAL AND TOE RIDGES
- + LEGENDARY SLINGSHOT CONSTRUCTION
- + LIFETIME RIDER SUPPORT HOTLINE

DUALLY TECH

dually

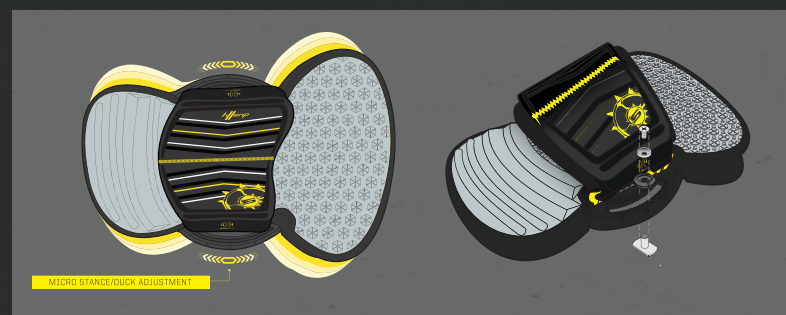
+ 4X4 DUALLY STRAP SYSTEM

The new 2015 Dually binding utilizes the 4x4 Dually strap system. This system allows a rider to shift the strap placement fore and aft, depending on the size and shape of their foot, to get the right fit.



+ MICRO STANCE / DUCK ADJUSTMENT

The new 2015 Dually binding offers the latest in micro stance and duck adjustment. Fine tune your angles and lock them into place with our reengineered proprietary mounting hardware - that works with our M6 x 20 screws as well.



KTV

US M'S 6 - 13

NEW STRAP DESIGN



The KTV is as simple as it gets in the world of high performance kiteboard boots. It's a similar build to our RAD boot with a fixed liner, but instead of laces it utilizes the Trifecta S Velcro closure system. These new straps are stronger, lighter, and thinner to allow for more efficient tightening and a better flex in the boot. The KTV also features the bottomless base system for an unmatched foot to board connection. With the 2015 KTV you'll surely be skipping your way to the launch site while the rest are still cinching their laces behind you.

U.S.	EURO	UK	CM
6-13	39-46	5.5-11.5	23.5-29.4

FEATURES

- + NEW ZONAL CLOSURE SYSTEM
- + RIDE CHASSIS
- + QUADRUPLE HEEL PROTECTION
- + EVA FOOT-BED
- + REFLEX MOLDABLE LINER W/ ANTI-SLIP MATERIAL
- + DOUBLE LASTED CONSTRUCTION
- + 3D MOLDED SEAMLESS TONGUE
- + HHO HARNESS SYSTEM
- + PLUG AND PLAY MOUNTING
- + BUILT IN J BARS
- + UNIVERSAL HARDWARE
- + ROLLED AND STITCHED SEAMS

R.A.D.

US M'S 6 - 13

NEW STRAP DESIGN



The RAD boot is rolling strong into 2015 with a fresh new look. This boot is form fitted for maximum comfort and performance designed for the wakestyle rider. The RAD's dual zone closure system combines a laced lower with integrated Heel Hold Down System and velcro upper zone to allow for a completely customized fit. The new strap is stronger, lighter, and thinner to allow for more efficient tightening and better flex in the boot. All the while our bottomless base system creates the ultimate in foot to board connectivity resulting in a better "feel" on the water. For a completely custom fitting high performance boot, it's time to get RAD.

U.S.	EURO	UK	CM
6-13	39-46	5.5-11.5	23.5-29.4

FEATURES

- + NEW ZONAL CLOSURE SYSTEM
- + RIDE CHASSIS
- + QUADRUPLE DENSITY HEEL PROTECTION
- + EVA FOOT-BED
- + REFLEX MOLDABLE LINER WITH ANTI-SLIP MATERIAL
- + BOTTOM LACE SYSTEM
- + POWER STRAP
- + DOUBLE LASTED CONSTRUCTION
- + 3D MOLDED SEAMLESS TONGUE
- + HHO HARNESS SYSTEM
- + PLUG AND PLAY MOUNTING
- + BUILT IN J BARS
- + UNIVERSAL HARDWARE
- + ROLLED AND STITCHED SEAMS

BOOTTECH

+ *BOTTOMLESS BASE SYSTEM*

The FIRST EVER truly bottomless base system offers the ultimate foot to board feel, and provides riders with supreme control by transferring all energy directly to the board. Our torsionally stiff boot platform was designed to prevent any heel or toe lift, while allowing horizontal flex to eliminate all dead spots in the board. Every binding we make comes with this unique system.

+ *IMPROVED SINGLE-ZONE LACING*

Dual zone adjustability without two separate lace pulls. Get a customizable fit in seconds with velcro stash behind our new and improved ankle strap.

+ *NEW ZONAL CLOSURE SYSTEM*

The straps that you have come love - just got improved. We slimmed them up by 25% allowing boots to bend more freely - no binding up like the old larger straps. With the new zonal closure system you can fine-tune your fit with our power strap upper/lace bottom or our three-strap Velcro closer system that features adjustable/replaceable straps. Switch colors to customize your look!

+ *QUADRUPLE DENSITY FOOTBED*

New and improved multi-layer system acts as a hydraulic shock absorber. The Shox Bed memory foam footbed forms to any foot shape, eliminating knee pain. Ortho Koosh custom orthotic shock foam cradles the foot to provide maximum stability and board control. G-Sole, the Dura-gel base of our removable liners, displaces energy to cushion the hardest landings.

+ *UNIVERSAL MOUNTING HARDWARE*

All boots now come with standard screws (1/4 - 20 x 1" flat head #2 phillips) with washers for use with most wakeboards. Also included are metric screws (M6 x 20 flat head #3 phillips) for use with the others.

+ *REMOVABLE HEAT FORM LINERS*

Easily step in and out with these quick-drying liners to protect your feet when winching or tromping around the cable park. Warm these babies up for an unmatched, custom fit.

+ *PVC FREE*

Our bindings are free of solvents that are harmful to human and environmental health. We use the highest-quality and greenest materials available.

+ *HHD SYSTEM*

The internal Heel-Hold-Down (HHD) harness combined with built-in JBars comfortably eliminates heel lift for exceptional fit, added ankle stability and support. (RAD)

The internal Heel-Hold-Down (HHD) harness eliminates heel lift with a pull of the lower laces. The more you pull, the more the HHD system engages and pushes your heel down. Delivering an unmatched locked in feel.



ACCESSORIES



BALLISTIC HARNESS

XS / S / M / L / XL

Unique 3-D thermo shaping conforms to the body allowing for maximum mobility without sacrificing support and comfort. The integrated Lock Down Spreader Bar and pad disperses the load and does not twist or ride up. The Fiberglass battens provide just the right amount of back support. The Flex Edge outline makes everything much more comfortable and helps to avoid chaffing.

FEATURES

- + 3D THERMO MOLDED DUAL DENSITY EXTERIOR FOAM
- + KITE KNIFE SLOT
- + LOCK DOWN SPREADER BAR SYSTEM
- + CONTOURED EXTERIOR AND INTERIOR SHAPING DESIGN
- + FLEX EDGE HARNESS OUTLINE
- + VELCRO WAIST BELT CLOSURE
- + NEOPRENE BUCKLE AND STRAP POCKETS
- + KITE SPECIFIC SPREADER BAR
- + 3D THERMO MOLDED SPREADER BAR PAD
- + STASH POCKET
- + LEGENDARY SLINGSHOT CONSTRUCTION
- + RIDER SUPPORT HOTLINE

HARNESS SIZING

U.S.	XS	S	M	L	XL
EURO	40 - 42	44 - 46	48 - 50	50 - 52	54 - 56
CM	66 - 73	73 - 81	81 - 86	86 - 91	97 - 102
IN	28 - 30	30 - 32	32 - 34	34 - 36	38 - 40

SPREADER BAR SIZING:

U.S.	XS	S	M	L	XL
CM	20.32	25.4	25.4	25.4	30.48
IN	8	10	10	10	12



B2 TRAINER

2M TRAINER

UPDATED DESIGN



BOTTOM



TOP

The B2 is Slingshot's original 2-line trainer kite. The B2 has a proven reputation as one of the best trainer kites ever produced, if not the best, and is easy to fly. The B2 kite is durable, forgiving and gives customers an edge in basic flying skills.

PACKAGE

- + B2 KITE
- + LIGHTWEIGHT ALUMINUM CONTROL BAR
- + COMPACT STORAGE BAG
- + LIFETIME RIDER SUPPORT HOTLINE

B3 TRAINER

3M LIGHT TRACTION FOIL

UPDATED DESIGN



BOTTOM



TOP

The B3 is Slingshot's beefier 3 meter 2-line light traction foil that has a proven reputation as one of the best trainer kites ever produced, if not the best, and is easy to fly. The B3 kite is durable, forgiving and gives customers an edge in basic flying skills.

PACKAGE

- + B3 KITE
- + LIGHTWEIGHT ALUMINUM CONTROL BAR
- + COMPACT STORAGE BAG
- + LIFETIME RIDER SUPPORT HOTLINE



BAGS

PADDED BOARD SLEEVES



SURF SLEEVE CLASSIC

A lightweight padded sleeve that fits our kite surfboards, including: Celeritas, Tyrant, Screamer + Angry Swallow.

ONE SIZE - 185cm (6'1")
SKU# 14700115



SURF SLEEVE PROGRESSIVE

A lightweight padded sleeve for Slingshot's progressive round and square nose style wakesurfers and surfboards. Fits Alien Twister, Ankle Biter and your skim style board.

ONE SIZE - 167cm (5'6")
SKU# 14700116



TWIN TIP BOARD SLEEVE

A lightweight padded sleeve for wakeboards. Can easily hold three kiteboards without bindings measuring up to 152cm in length.

ONE SIZE - 152cm (4'11")
SKU# 14700100

BOARD BAGS W/ STORAGE



CABLE PARK PACK

Fully padded, coffin style bag with multiple pockets, hidden backpack straps and storage for all your wakeboard gear. Will easily accommodate kiteboard with bindings mounted, helmet, even your wetsuit and towel.

ONE SIZE - 146cm (4'8")
SKU# 14700114



"ALL IN" TWIN TIP TRAVEL BAG

Fully padded, coffin style bag suitable for day trips or airline travel with your boards and loads of extra gear. Will easily accommodate kiteboard, bindings, helmet, and any other riding gear + all your clothes and toiletries.

ONE SIZE - 152cm (4'11")
SKU# 14700101



WHEELED GOLF BAG

Fully padded golf style travel bag with room for boards and anything else you need. Will easily accommodate multiple kites, kiteboards, bindings, helmet any other riding gear and all your clothes and toiletries.

ONE SIZE - 150cm (4'10")
SKU# 139996

EXTRA STORAGE



SMALL COMPRESSION BAG

Lightweight and easy to compress nylon storage and/or travel bags for your gear.

SIZE:

Small (4-10m)

SKU# 14700103



LARGE COMPRESSION BAG

Lightweight and easy to compress nylon storage and/or travel bags for your gear.

SIZE:

Large (11-14m)

SKU# 14700104





BACKPACK & DUFFELS



PER DIEM BACKPACK

A full featured backpack for travel or everyday use.

21" x 14" x 5.5"
(53cm x 35cm x 14cm)
Vol. 1600 cu in/26 L

SKU# 14700108



WATERWALL GEAR BAG

A multi sport duffel-style gear bag built with ultra durable and water resistant materials.

25" x 16" x 16" (63cm
x 40cm x 40cm) Vol.
6400 cu in/ 105 L

SKU# 14700106



PAYLOAD DUFFEL

The ultimate huge volume gear bag built with super durable, water resistant materials and zippers.

35" x 19" x 19" (89cm x 48cm x 48cm)
12,600 cu in / 206 L
Vol. 1600 cu in/26 L

SKU# 14700107



THANK YOU

FOR SUPPORTING
SLINGSHOT

YOU
COME FIRST

FOR MORE INFO OR TO FIND YOUR LOCAL DEALER VISIT
WWW.SLINGSHOTSPORTS.COM



SLINGSHOT

FIRST



WWW.FACEBOOK.COM/SLINGSHOT-KITE



[@SLINGSHOTKITE](https://twitter.com/SLINGSHOTKITE)



WWW.VIMEO.COM/SLINGSHOTKITE



[#SLINGSHOTKITE](https://www.instagram.com/SLINGSHOTKITE)



RIDERHOTLINE@SLINGSHOTSPORTS.COM
USA 877.775.4832
INTL 509.427.4950
WWW.SLINGSHOTSPORTS.COM